

**Birmingham & District Invitation Cross Country League  
2013-14 Season - Team Race Results**


**Division 3**

**Race 3**

**11/01/2014**

**Venue : Droitwich Spa High School, Droitwich, hosted by Droitwich AC**

Results Version 1 (11/01/2014)



Posn	Bib	Time	Name	Club	Age	Pts		
1	53	39:53	Ben Foster	Dudley Kingswinford R.C.	SenM	1		
2	212	39:59	Zack Nolan	Solihull & Small Heath A.C.	SenM	2	Jun	1
3	72	40:16	Tim Twentyman	Newcastle (Staffs) AC	SenM	3		
4	195	40:20	Stephen Ratcliffe	Newcastle (Staffs) AC	SenM	4		
5	158	41:21	Carl Platt	Trentham RC	SenM	5		
6	161	41:26	James Jefferson	West Bromwich Harriers	SenM	6		
7	71	41:33	Matt Eardley	Newcastle (Staffs) AC	SenM	7		
8	113	41:38	Eoin Corr	Solihull & Small Heath A.C.	SenM	8	Jun	2
9	182	41:45	Tom Halloway	Trentham RC	SenM	9		
10	197	41:50	Andy Bladon	Newcastle (Staffs) AC	SenM	10		
11	192	41:56	Gurmal Dehl	West Bromwich Harriers	SenM	11		
12	54	42:11	Rob Meridith	Dudley Kingswinford R.C.	SenM	12		
13	123	42:37	Darren Riley	Sparkhill Harriers	SenM	13		
14	157	42:49	Phil Mainwaring	Trentham RC	SenM	14		
15	155	43:06	Ed Wilson	Trentham RC	SenM	15		
16	55	43:25	Andy Sprague	Dudley Kingswinford R.C.	SenM	16		
17	121	43:31	Nick Stringer	Sparkhill Harriers	SenM	17		
18	151	43:41	Craig Taylor	Trentham RC	SenM	18		
19	19	43:42	Chris Attwood	Black Pear Joggers	SenM	19		
20	210	43:50	Craig Newey-Jones	Black Country Triathletes	SenM	20		
21	57	43:51	Rob Sannwald	Dudley Kingswinford R.C.	SenM	21		
22	225	44:03	Nick Hooper	Black Pear Joggers	SenM	22		
23	150	44:05	Roger Taylor	Trentham RC	SenM	23		
24	184	44:14	Leigh Mathews	Trentham RC	SenM	24		
25	133	44:21	Duncan Cornish	Stourbridge R.C.	SenM	25		
26	97	44:49	Ian Smith	Peel Road Runners	SenM	26		
27	73	44:52	Ian Sparks	Newcastle (Staffs) AC	SenM	27		
28	47	44:54	Tom Boden	Droitwich AC	SenM	28		
29	56	44:56	Rich Bate	Dudley Kingswinford R.C.	SenM	29		
30	111	44:57	Steve Howes	Solihull & Small Heath A.C.	SenM	30		
31	162	45:00	Richard Powell	West Bromwich Harriers	SenM	31		
32	154	45:09	Daniel Jordan	Trentham RC	SenM	32		
33	221	45:17	Danny Evans	Sneyd Striders	SenM	33		
34	8	45:20	Paul Burke	Aldridge R.C.	SenM	34		
35	9	45:21	Mark Shaw	Aldridge R.C.	SenM	35		
36	91	45:22	Lee Rickards	Peel Road Runners	SenM	36		
37	84	45:24	Darren Redmond	Oak Park R.C.	SenM	37		
38	235	45:25	Dave Norman	Dudley Kingswinford R.C.	SenM	38		
39	208	45:27	Stuart Underwood	Sparkhill Harriers	SenM	39		
40	45	45:36	Ashley Harris	Droitwich AC	SenM	40		
41	25	45:36	David Daniels	Cobra R.C. & Tri	SenM	41		
42	10	45:41	Mike Anslow	Black Country Triathletes	SenM	42		
43	122	45:42	Patrick Finnegan	Sparkhill Harriers	SenM	43		
44	148	45:43	Matt Plant	Trentham RC	SenM	44		
45	129	45:45	Paul Webster	Sparkhill Harriers	SenM	45		
46	249	45:46	Dale Quinney	Dudley Kingswinford R.C.	SenM	46		
47	36	45:47	Steve Cleary	Cobra R.C. & Tri	SenM	47		
48	136	45:48	Rob Colman	Stourbridge R.C.	SenM	48		
49	254	45:53	Scott Zikmanis	Trentham RC	SenM	49		
50	138	45:58	Chris Blake	Stourbridge R.C.	SenM	50		
51	205	46:02	Steve Woodward	Dudley Kingswinford R.C.	SenM	51		
52	239	46:02	Gary Bonner	Dudley Kingswinford R.C.	SenM	52		
53	252	46:03	Peter Bacon	Solihull & Small Heath A.C.	SenM	53		
54	255	46:12	Paul Clinton	Trentham RC	SenM	54		
55	181	46:16	Scot Minshall	Trentham RC	SenM	55		
56	128	46:16	Alistair Rutherford	Sparkhill Harriers	SenM	56	Jun	3
57	238	46:21	Darren Thompson	Dudley Kingswinford R.C.	SenM	57		
58	16	46:22	Chris Harris	Black Pear Joggers	SenM	58		
59	172	46:24	Lee Harris	West Bromwich Harriers	SenM	59		

**Birmingham & District Invitation Cross Country League  
2013-14 Season - Team Race Results**


**Division 3**

**Race 3**

**11/01/2014**

**Venue : Droitwich Spa High School, Droitwich, hosted by Droitwich AC**

Results Version 1 (11/01/2014)



Posn	Bib	Time	Name	Club	Age	Pts
60	28	46:27	Mike Tovey	Cobra R.C. & Tri	SenM	60
61	46	46:33	Damian Cartland	Droitwich AC	SenM	61
62	119	46:33	Mark Pearce	Sparkhill Harriers	SenM	62
63	236	46:37	Kevin Duckworth	Dudley Kingswinford R.C.	SenM	63
64	48	46:39	Douglas Ward	Droitwich AC	SenM	64
65	101	46:39	Gary Postins	Sneyd Striders	SenM	65
66	85	46:42	Paul Ross	Oak Park R.C.	SenM	66
67	152	46:43	Paul Burslem	Trentham RC	SenM	67
68	17	46:48	Nick Adams	Black Pear Joggers	SenM	68
69	137	46:54	Adam Harris	Stourbridge R.C.	SenM	69
70	40	47:00	Ed Milbourn	Coventry Triathletes	SenM	70
71	51	47:04	Paul Hayden	Droitwich AC	SenM	71
72	226	47:06	Clive Andrews	Black Pear Joggers	SenM	72
73	107	47:13	Paul Lloyd	Solihull & Small Heath A.C.	SenM	73
74	223	47:17	Joff Wright	Droitwich AC	SenM	74
75	244	47:20	Paul Hinton	Droitwich AC	SenM	75
76	83	47:22	Richard Hands	Oak Park R.C.	SenM	76
77	79	47:23	Geoff Farmer	Oak Park R.C.	SenM	77
78	149	47:26	Terry Wall	Trentham RC	SenM	78
79	233	47:30	Paul Richards	Dudley Kingswinford R.C.	SenM	79
80	58	47:36	Keith Bate	Dudley Kingswinford R.C.	SenM	80
81	156	47:39	Paul Orry	Trentham RC	SenM	81
82	87	47:42	Mark Harriott	Peel Road Runners	SenM	82
83	92	47:51	John Morgan	Peel Road Runners	SenM	83
84	63	48:03	John Carroll	Kidderminster & Stourport	SenM	84
85	140	48:04	Andy Aston	Stourbridge R.C.	SenM	85
86	144	48:13	Dave Pickstock	Trentham RC	SenM	86
87	39	48:16	Matthew Knight	Coventry Triathletes	SenM	87
88	189	48:17	Paul Broadhurst	Sneyd Striders	SenM	88
89	59	48:25	Rich Jones	Dudley Kingswinford R.C.	SenM	89
90	213	48:34	Carl Baker	Peel Road Runners	SenM	90
91	75	48:43	Neil Gerrity	Newcastle (Staffs) AC	SenM	91
92	96	48:48	Adrian Gale	Peel Road Runners	SenM	92
93	78	49:02	Craig Watters	Oak Park R.C.	SenM	93
94	159	49:26	Dale Colclough	Trentham RC	SenM	94
95	209	49:29	Rob Mills	Sparkhill Harriers	SenM	95
96	125	49:30	Andy Wadsworth	Sparkhill Harriers	SenM	96
97	30	49:36	Adrian Marchant	Cobra R.C. & Tri	SenM	97
98	180	49:37	Adam Crompton	Stourbridge R.C.	SenM	98
99	60	49:42	Graham Wildgoose	Dudley Kingswinford R.C.	SenM	99
100	4	49:43	Paul Lucas	Aldridge R.C.	SenM	100
101	49	49:54	Gavin Ward	Droitwich AC	SenM	101
102	23	49:55	Michael Hart	Black Pear Joggers	SenM	102
103	29	50:02	Chris Pearson	Cobra R.C. & Tri	SenM	103
104	242	50:04	Rich Deeley	Aldridge R.C.	SenM	104
105	168	50:10	Jim Greenwood	West Bromwich Harriers	SenM	105
106	50	50:13	Kevin Rogers	Droitwich AC	SenM	106
107	166	50:14	Andy Moseley	West Bromwich Harriers	SenM	107
108	102	50:15	Keith Harrison	Sneyd Striders	SenM	108
109	170	50:24	Paul Stephens	West Bromwich Harriers	SenM	109
110	211	50:29	Graham Lawrence	Solihull & Small Heath A.C.	SenM	110
111	27	50:42	Andy Rowe	Cobra R.C. & Tri	SenM	111
112	124	50:44	Mick Edwards	Sparkhill Harriers	SenM	112
113	169	50:47	Dominic Ashton	West Bromwich Harriers	SenM	113
114	132	50:50	Mark Farnan	Stourbridge R.C.	SenM	114
115	164	50:53	Dave Jones	West Bromwich Harriers	SenM	115
116	217	50:59	Ian Wood	Oak Park R.C.	SenM	116
117	216	51:07	Neil Stretton	Oak Park R.C.	SenM	117
118	224	51:16	Jeremy Jones	Black Pear Joggers	SenM	118
119	142	51:26	David Sheppard	Stourbridge R.C.	SenM	119

# Birmingham & District Invitation Cross Country League

## 2013-14 Season - Team Race Results


### Division 3

### Race 3

11/01/2014

Venue : Droitwich Spa High School, Droitwich, hosted by Droitwich AC

Results Version 1 (11/01/2014)



Posn	Bib	Time	Name	Club	Age	Pts		
120	171	51:40	Gary Clifton	West Bromwich Harriers	SenM	120		
121	34	51:45	Carl Stephens	Cobra R.C. & Tri	SenM	121		
122	35	51:46	Aldo Mussi	Cobra R.C. & Tri	SenM	122		
123	43	51:58	Andy Foden	Droitwich AC	SenM	123		
124	70	52:03	Paul Roberts	Kidderminster & Stourport	SenM	124		
125	237	52:04	Mark Homer	Dudley Kingswinford R.C.	SenM	125		
126	61	52:14	Mark Gatenby	Dudley Kingswinford R.C.	SenM	126		
127	188	52:17	Kevin Postins	Sneyd Striders	SenM	127		
128	110	52:18	Ben Sales	Solihull & Small Heath A.C.	SenM	128		
129	64	52:31	Mark Hawkins	Kidderminster & Stourport	SenM	129		
130	203	52:35	Graeme Peirson	Kidderminster & Stourport	SenM	130		
131	201	52:40	Barry O'Neill	Sparkhill Harriers	SenM	131		
132	257	52:42	Dan Cale	Black Pear Joggers	SenM	132		
133	7	52:43	Richard Lodge	Aldridge R.C.	SenM	133		
134	32	52:50	Glen Hooper	Cobra R.C. & Tri	SenM	134		
135	22	53:01	Dave Bessant	Black Pear Joggers	SenM	135		
136	251	53:20	Dan Hollins	Solihull & Small Heath A.C.	SenM	136	Jun	4
137	246	53:25	Peter Rean	Droitwich AC	SenM	137		
138	117	53:28	John Goulding	Sparkhill Harriers	SenM	138		
139	240	53:37	Matt Burley	Trentham RC	SenM	139		
140	88	53:42	David Rogers	Peel Road Runners	SenM	140		
141	260	53:48	David Myatt	Trentham RC	SenM	141		
142	183	53:55	Greg Julian	Trentham RC	SenM	142		
143	68	54:06	Stuart Hill	Kidderminster & Stourport	SenM	143		
144	115	54:08	Tommy Hill	Solihull & Small Heath A.C.	SenM	144		
145	193	54:12	Dave Bratby	West Bromwich Harriers	SenM	145		
146	126	54:21	Barry Crowley	Sparkhill Harriers	SenM	146		
147	44	54:30	Peter Robinson	Droitwich AC	SenM	147		
148	37	54:36	Chris Howes	Coventry Triathletes	SenM	148		
149	38	54:40	Mike Hulse	Coventry Triathletes	SenM	149		
150	187	54:41	Richard Johnson	Sneyd Striders	SenM	150		
151	1	54:55	Simon Hudson	Aldridge R.C.	SenM	151		
152	167	55:12	Gary Woodhouse	West Bromwich Harriers	SenM	152		
153	76	55:25	Graham Fletcher	Newcastle (Staffs) AC	SenM	153		
154	86	55:37	Paul Addis	Oak Park R.C.	SenM	154		
155	191	55:42	Carl Brittan	Peel Road Runners	SenM	155		
156	247	55:43	Paul Griffiths	Droitwich AC	SenM	156		
157	227	55:52	David Ryder	Oak Park R.C.	SenM	157		
158	118	56:08	Craig Hinks	Sparkhill Harriers	SenM	158		
159	100	56:09	Mark Till	Sneyd Striders	SenM	159		
160	234	56:30	Richard Tonks	Dudley Kingswinford R.C.	SenM	160		
161	256	56:33	Charles Fentiman	Sparkhill Harriers	SenM	161		
162	65	56:37	Dave Vale	Kidderminster & Stourport	SenM	162		
163	127	56:42	Ian Markhill	Sparkhill Harriers	SenM	163		
164	177	56:46	Steven Burch	Stourbridge R.C.	SenM	164		
165	194	57:02	Errol Cumberbatch	Stourbridge R.C.	SenM	165		
166	218	57:05	Mark Walsh	Sneyd Striders	SenM	166		
167	245	57:18	Nick Wilkins	Droitwich AC	SenM	167		
168	26	57:21	Alan Davies	Cobra R.C. & Tri	SenM	168		
169	174	57:37	Roy Clay	Stafford Harriers	SenM	169		
170	103	57:56	Andy Christian	Sneyd Striders	SenM	170		
171	165	58:04	Chris Thompson	West Bromwich Harriers	SenM	171		
172	114	58:54	Thomas Perks	Solihull & Small Heath A.C.	SenM	172		
173	134	59:17	Paul Bradley	Stourbridge R.C.	SenM	173		
174	104	60:18	Robert Drew	Sneyd Striders	SenM	174		
175	243	60:32	Scott Morrall	Droitwich AC	SenM	175		
176	42	61:16	Mike Payne	Coventry Triathletes	SenM	176		
177	77	62:41	Nigel Symms	Newcastle (Staffs) AC	SenM	177		
178	14	67:15	Tim Price	Black Country Triathletes	SenM	178		
179	248	71:23	Bob Colston	Droitwich AC	SenM	179		

**Birmingham & District Invitation Cross Country League  
2013-14 Season - Team Race Results**


**Division 3**

**Race 3**

**11/01/2014**

**Venue : Droitwich Spa High School, Droitwich, hosted by Droitwich AC**

Results Version 1 (11/01/2014)




Posn	Bib	Time	Name	Club	Age	Pts
180	5	72:59	Mike Rogers	Aldridge R.C.	SenM	180

**Team Results**

<b>A Team</b>	1	Trentham RC	5 9 14 15 18 23	SenM	84
	2	Dudley Kingswinford R.C.	1 12 16 21 29 38	SenM	117
	3	Newcastle (Staffs) AC	3 4 7 10 27 91	SenM	142
	4	Sparkhill Harriers	13 17 39 43 45 56	SenM	213
	5	Solihull & Small Heath A.C.	2 8 30 53 73 110	SenM	276
	6	West Bromwich Harriers	6 11 31 59 105 107	SenM	319
	7	Droitwich AC	28 40 61 64 71 74	SenM	338
	8	Black Pear Joggers	19 22 58 68 72 102	SenM	341
	9	Stourbridge R.C.	25 48 50 69 85 98	SenM	375
	10	Peel Road Runners	26 36 82 83 90 92	SenM	409
	11	Cobra R.C. & Tri	41 47 60 97 103 111	SenM	459
	12	Oak Park R.C.	37 66 76 77 93 116	SenM	465
	13	Aldridge R.C.	34 35 100 104 133 151	SenM	557
	14	Sneyd Striders	33 65 88 108 127 150	SenM	571
	15	Kidderminster & Stourport	84 124 129 130 143 162	SenM	772
<b>B Team</b>	1	Trentham RC	24 32 44 49 54 55	SenM	258
	2	Dudley Kingswinford R.C.	46 51 52 57 63 79	SenM	348
	3	Sparkhill Harriers	62 95 96 112 131 138	SenM	634
	4	Droitwich AC	75 101 106 123 137 147	SenM	689
	5	West Bromwich Harriers	109 113 115 120 145 152	SenM	754

**Birmingham & District Invitation Cross Country League**  
**2013-14 Season - Series Results**  
**Division 3**  
**Up to Race 3**  
**11/01/2014**



Results Version 1 (11/01/2014)

**Series Team Results**

			Match 1	Match 2	Match 3	Total
1	A Team	Trentham RC	66	74	84	224
2		Dudley Kingswinford R.C.	146	158	117	421
3		Newcastle (Staffs) AC	324	159	142	625
4		Sparkhill Harriers	261	294	213	768
5		Solihull & Small Heath A.C.	236	297	276	809
6		West Bromwich Harriers	353	273	319	945
7		Stourbridge R.C.	235	376	375	986
8		Droitwich AC	329	370	338	1037
9		Black Pear Joggers	330	450	341	1121
10		Cobra R.C. & Tri	388	443	459	1290
11		Peel Road Runners	411	578	409	1398
12		Aldridge R.C.	585	620	557	1762
13		Sneyd Striders	691	586	571	1848
14		Kidderminster & Stourport	398	681	772	1851
15		Black Country Triathletes	474	375		849
16		Oak Park R.C.		496	465	961
17		Stafford Harriers		398		398
18		Coventry Triathletes	661			661
1	B Team	Trentham RC	225	156	258	639
2		Sparkhill Harriers	708	820	634	2162
3		Stourbridge R.C.	685	706		1391
4		West Bromwich Harriers	699		754	1453
5		Dudley Kingswinford R.C.			348	348
6		Droitwich AC			689	689
7		Newcastle (Staffs) AC		801		801

**Series Junior Points**

			Match 1	Match 2	Match 3	Total
1	212	Zack Nolan		1	1	2
2	113	Eoin Corr	1		2	3
3	109	Dan Mladenovic	2	2		4
4	128	Alistair Rutherford	3		3	6
5	251	Dan Hollins			4	4

**Series All Individuals' Points**

			Match 1	Match 2	Match 3	Total
1	158	Carl Platt	3	1	5	9
2	53	Ben Foster	6	5	1	12
3	161	James Jefferson	8	4	6	18
4	72	Tim Twentymen	11	7	3	21
5	157	Phil Mainwaring	9	8	14	31
6	54	Rob Meridith	10	14	12	36
7	57	Rob Sannwald	18	16	21	55
8	150	Roger Taylor	19	20	23	62
9	19	Chris Attwood	28	18	19	65
10	123	Darren Riley	15	37	13	65
11	55	Andy Sprague	12	40	16	68
12	111	Steve Howes	23	15	30	68
13	151	Craig Taylor	20	30	18	68
14	121	Nick Stringer	31	21	17	69
15	73	Ian Sparks	17	27	27	71
16	154	Daniel Jordan	30	23	32	85
17	25	David Daniels	22	29	41	92

# Birmingham & District Invitation Cross Country League


2013-14 Season - Series Results

Division 3

Up to Race 3

11/01/2014

Results Version 1 (11/01/2014)



18	47	Tom Boden	Droitwich AC	37	34	28	99
19	122	Patrick Finnegan	Sparkhill Harriers	25	33	43	101
20	9	Mark Shaw	Aldridge R.C.	35	39	35	109
21	162	Richard Powell	West Bromwich Harriers	29	50	31	110
22	8	Paul Burke	Aldridge R.C.	34	44	34	112
23	148	Matt Plant	Trentham RC	36	41	44	121
24	144	Dave Pickstock	Trentham RC	21	17	86	124
25	155	Ed Wilson	Trentham RC	69	46	15	130
26	133	Duncan Cornish	Stourbridge R.C.	13	99	25	137
27	10	Mike Anslow	Black Country Triathletes	43	55	42	140
28	152	Paul Burslem	Trentham RC	45	28	67	140
29	136	Rob Colman	Stourbridge R.C.	59	36	48	143
30	91	Lee Rickards	Peel Road Runners	61	49	36	146
31	129	Paul Webster	Sparkhill Harriers	49	52	45	146
32	45	Ashley Harris	Droitwich AC	68	42	40	150
33	63	John Carroll	Kidderminster & Stourport	33	35	84	152
34	51	Paul Hayden	Droitwich AC	41	56	71	168
35	28	Mike Tovey	Cobra R.C. & Tri	63	48	60	171
36	101	Gary Postins	Sneyd Striders	48	58	65	171
37	58	Keith Bate	Dudley Kingswinford R.C.	47	45	80	172
38	16	Chris Harris	Black Pear Joggers	54	62	58	174
39	36	Steve Cleary	Cobra R.C. & Tri	55	75	47	177
40	46	Damian Cartland	Droitwich AC	32	84	61	177
41	107	Paul Lloyd	Solihull & Small Heath A.C.	56	54	73	183
42	48	Douglas Ward	Droitwich AC	62	63	64	189
43	85	Paul Ross	Oak Park R.C.	60	65	66	191
44	17	Nick Adams	Black Pear Joggers	44	81	68	193
45	172	Lee Harris	West Bromwich Harriers	78	59	59	196
46	40	Ed Milbourn	Coventry Triathletes	38	95	70	203
47	137	Adam Harris	Stourbridge R.C.	51	83	69	203
48	79	Geoff Farmer	Oak Park R.C.	75	69	77	221
49	140	Andy Aston	Stourbridge R.C.	66	70	85	221
50	83	Richard Hands	Oak Park R.C.	73	80	76	229
51	149	Terry Wall	Trentham RC	79	88	78	245
52	59	Rich Jones	Dudley Kingswinford R.C.	77	85	89	251
53	159	Dale Colclough	Trentham RC	70	87	94	251
54	168	Jim Greenwood	West Bromwich Harriers	74	74	105	253
55	75	Neil Gerrity	Newcastle (Staffs) AC	121	43	91	255
56	156	Paul Orry	Trentham RC	97	78	81	256
57	164	Dave Jones	West Bromwich Harriers	80	76	115	271
58	23	Michael Hart	Black Pear Joggers	82	90	102	274
59	87	Mark Harriott	Peel Road Runners	85	107	82	274
60	39	Matthew Knight	Coventry Triathletes	94	100	87	281
61	50	Kevin Rogers	Droitwich AC	89	91	106	286
62	35	Aldo Mussi	Cobra R.C. & Tri	72	93	122	287
63	60	Graham Wildgoose	Dudley Kingswinford R.C.	112	79	99	290
64	30	Adrian Marchant	Cobra R.C. & Tri	105	94	97	296
65	92	John Morgan	Peel Road Runners	99	115	83	297
66	4	Paul Lucas	Aldridge R.C.	98	105	100	303
67	102	Keith Harrison	Sneyd Striders	88	113	108	309
68	124	Mick Edwards	Sparkhill Harriers	101	98	112	311
69	170	Paul Stephens	West Bromwich Harriers	109	102	109	320
70	27	Andy Rowe	Cobra R.C. & Tri	111	104	111	326
71	142	David Sheppard	Stourbridge R.C.	103	106	119	328
72	61	Mark Gatenby	Dudley Kingswinford R.C.	102	103	126	331
73	29	Chris Pearson	Cobra R.C. & Tri	123	110	103	336
74	70	Paul Roberts	Kidderminster & Stourport	107	118	124	349
75	7	Richard Lodge	Aldridge R.C.	118	114	133	365
76	37	Chris Howes	Coventry Triathletes	115	119	148	382
77	110	Ben Sales	Solihull & Small Heath A.C.	132	127	128	387
78	22	Dave Bessant	Black Pear Joggers	125	132	135	392
79	68	Stuart Hill	Kidderminster & Stourport	117	133	143	393
80	115	Tommy Hill	Solihull & Small Heath A.C.	116	134	144	394
81	44	Peter Robinson	Droitwich AC	126	129	147	402
82	43	Andy Foden	Droitwich AC	134	151	123	408

# Birmingham & District Invitation Cross Country League


2013-14 Season - Series Results

Division 3

Up to Race 3

11/01/2014

Results Version 1 (11/01/2014)



83	76	Graham Fletcher	Newcastle (Staffs) AC	129	128	153	410
84	34	Carl Stephens	Cobra R.C. & Tri	158	135	121	414
85	100	Mark Till	Sneyd Striders	136	124	159	419
86	127	Ian Markhill	Sparkhill Harriers	124	142	163	429
87	118	Craig Hinks	Sparkhill Harriers	147	139	158	444
88	167	Gary Woodhouse	West Bromwich Harriers	140	156	152	448
89	65	Dave Vale	Kidderminster & Stourport	142	157	162	461
90	174	Roy Clay	Stafford Harriers	150	146	169	465
91	114	Thomas Perks	Solihull & Small Heath A.C.	149	147	172	468
92	42	Mike Payne	Coventry Triathletes	144	153	176	473
93	77	Nigel Symms	Newcastle (Staffs) AC	156	159	177	492
94	14	Tim Price	Black Country Triathletes	163	161	178	502
95	212	Zack Nolan	Solihull & Small Heath A.C.		3	2	5
96	195	Stephen Ratcliffe	Newcastle (Staffs) AC		2	4	6
97	113	Eoin Corr	Solihull & Small Heath A.C.	2		8	10
98	71	Matt Eardley	Newcastle (Staffs) AC	4		7	11
99	109	Dan Mladenovic	Solihull & Small Heath A.C.	5	9		14
100	182	Tom Holloway	Trentham RC		6	9	15
101	192	Gurmal Dehl	West Bromwich Harriers		10	11	21
102	197	Andy Bladon	Newcastle (Staffs) AC		12	10	22
103	210	Craig Newey-Jones	Black Country Triathletes		19	20	39
104	97	Ian Smith	Peel Road Runners	16		26	42
105	153	Peter Dutton	Trentham RC	24	22		46
106	184	Leigh Mathews	Trentham RC		25	24	49
107	84	Darren Redmond	Oak Park R.C.	26		37	63
108	138	Chris Blake	Stourbridge R.C.	27		50	77
109	181	Scot Minshall	Trentham RC		24	55	79
110	56	Rich Bate	Dudley Kingswinford R.C.	53		29	82
111	15	Gary Burns	Black Country Triathletes	52	32		84
112	221	Danny Evans	Sneyd Striders		51	33	84
113	205	Steve Woodward	Dudley Kingswinford R.C.		38	51	89
114	208	Stuart Underwood	Sparkhill Harriers		53	39	92
115	139	Kevin Burke	Stourbridge R.C.	39	57		96
116	13	Neil Millward	Black Country Triathletes	40	61		101
117	119	Mark Pearce	Sparkhill Harriers	50		62	112
118	74	Martin Bailey	Newcastle (Staffs) AC	42	72		114
119	24	John Rawlings	Black Pear Joggers	64	67		131
120	146	Lee Jones	Trentham RC	76	60		136
121	128	Alistair Rutherford	Sparkhill Harriers	91		56	147
122	78	Craig Watters	Oak Park R.C.		64	93	157
123	173	Chris Ross	Stafford Harriers	86	71		157
124	12	Mark Southall	Black Country Triathletes	81	77		158
125	213	Carl Baker	Peel Road Runners		73	90	163
126	96	Adrian Gale	Peel Road Runners	83		92	175
127	108	Scott Danter	Solihull & Small Heath A.C.	93	89		182
128	49	Gavin Ward	Droitwich AC	92		101	193
129	166	Andy Moseley	West Bromwich Harriers	87		107	194
130	169	Dominic Ashton	West Bromwich Harriers	84		113	197
131	217	Ian Wood	Oak Park R.C.		82	116	198
132	125	Andy Wadsworth	Sparkhill Harriers	106		96	202
133	67	Stuart Granger	Kidderminster & Stourport	96	108		204
134	209	Rob Mills	Sparkhill Harriers		109	95	204
135	64	Mark Hawkins	Kidderminster & Stourport	90		129	219
136	180	Adam Crompton	Stourbridge R.C.		121	98	219
137	171	Gary Clifton	West Bromwich Harriers	100		120	220
138	11	Peter Robinson	Black Country Triathletes	95	131		226
139	130	Andy Carroll	Sparkhill Harriers	108	123		231
140	143	Paul Giles	Stourbridge R.C.	120	116		236
141	147	Andrew Vickerman	Trentham RC	119	120		239
142	132	Mark Farnan	Stourbridge R.C.	130		114	244
143	240	Matt Burley	Trentham RC		111	139	250
144	38	Mike Hulse	Coventry Triathletes	110		149	259
145	183	Greg Julian	Trentham RC		117	142	259
146	203	Graeme Peirson	Kidderminster & Stourport		130	130	260
147	117	John Goulding	Sparkhill Harriers	138		138	276

# Birmingham & District Invitation Cross Country League


## 2013-14 Season - Series Results

### Division 3

#### Up to Race 3

11/01/2014

Results Version 1 (11/01/2014)



148	126	Barry Crowley	Sparkhill Harriers	131	146	277
149	90	Jason Church	Peel Road Runners	135	145	280
150	88	David Rogers	Peel Road Runners	146	140	286
151	86	Paul Addis	Oak Park R.C.	136	154	290
152	227	David Ryder	Oak Park R.C.	140	157	297
153	103	Andy Christian	Sneyd Striders	128	170	298
154	120	Mark Arnold	Sparkhill Harriers	143	155	298
155	1	Simon Hudson	Aldridge R.C.	148	151	299
156	131	Simon Lobb	Sparkhill Harriers	151	152	303
157	104	Robert Drew	Sneyd Striders	137	174	311
158	3	Lawrence Hewitt	Aldridge R.C.	152	160	312
159	165	Chris Thompson	West Bromwich Harriers	141	171	312
160	26	Alan Davies	Cobra R.C. & Tri	145	168	313
161	177	Steven Burch	Stourbridge R.C.	149	164	313
162	218	Mark Walsh	Sneyd Striders	148	166	314
163	134	Paul Bradley	Stourbridge R.C.	153	173	326
164	5	Mike Rogers	Aldridge R.C.	164	180	344
165	160	Simon Myatt	Trentham RC	1		1
166	62	Ben Danvers	Kidderminster & Stourport	7		7
167	228	James Skelton	Stafford Harriers		11	11
168	230	Mark Bridgwood	Stafford Harriers		13	13
169	145	Bryn Holmes	Trentham RC	14		14
170	225	Nick Hooper	Black Pear Joggers		22	22
171	185	Adam Grew	Trentham RC		26	26
172	178	Adrian Hingley	Stourbridge R.C.		31	31
173	235	Dave Norman	Dudley Kingswinford R.C.		38	38
174	141	Pete Walters	Stourbridge R.C.	46		46
175	249	Dale Quinney	Dudley Kingswinford R.C.		46	46
176	186	Dan Crawley	Trentham RC		47	47
177	254	Scott Zikmanis	Trentham RC		49	49
178	239	Gary Bonner	Dudley Kingswinford R.C.		52	52
179	252	Peter Bacon	Solihull & Small Heath A.C.		53	53
180	255	Paul Clinton	Trentham RC		54	54
181	112	Graham Mander	Solihull & Small Heath A.C.	57		57
182	238	Darren Thompson	Dudley Kingswinford R.C.		57	57
183	21	Matt Fitzgerald	Black Pear Joggers	58		58
184	236	Kevin Duckworth	Dudley Kingswinford R.C.		63	63
185	69	Bob Park	Kidderminster & Stourport	65		65
186	232	Adam Morris	Stafford Harriers		66	66
187	89	Ashley Baldwin	Peel Road Runners	67		67
188	196	Rob Ibbs	Newcastle (Staffs) AC		68	68
189	33	Simon Martin	Cobra R.C. & Tri	71		71
190	226	Clive Andrews	Black Pear Joggers		72	72
191	223	Joff Wright	Droitwich AC		74	74
192	244	Paul Hinton	Droitwich AC		75	75
193	233	Paul Richards	Dudley Kingswinford R.C.		79	79
194	207	Simon Hughes	Dudley Kingswinford R.C.	86		86
195	189	Paul Broadhurst	Sneyd Striders		88	88
196	204	Pete Hood	Dudley Kingswinford R.C.		92	92
197	231	Darren Mattox	Stafford Harriers		96	96
198	220	Mark Clayton	Sneyd Striders		97	97
199	179	James Bellamy	Stourbridge R.C.	101		101
200	116	Ian Sharp	Solihull & Small Heath A.C.	104		104
201	242	Rich Deeley	Aldridge R.C.		104	104
202	211	Graham Lawrence	Solihull & Small Heath A.C.		110	110
203	215	Darron James	Peel Road Runners		112	112
204	135	Matt Sutton	Stourbridge R.C.	113		113
205	66	Russ Barnes	Kidderminster & Stourport	114		114
206	216	Neil Stretton	Oak Park R.C.		117	117
207	224	Jeremy Jones	Black Pear Joggers		118	118
208	163	Bob Meek	West Bromwich Harriers	122		122
209	214	Martin Joyce	Peel Road Runners		122	122
210	175	Ben Loach	Stourbridge R.C.		125	125
211	237	Mark Homer	Dudley Kingswinford R.C.		125	125
212	190	Neil Hale	Cobra R.C. & Tri	126		126



# Birmingham & District Invitation Cross Country League


## 2013-14 Season - Series Results

### Division 3

### Up to Race 3

11/01/2014

Results Version 1 (11/01/2014)



213	80	Craig Strong	Oak Park R.C.	127	127
214	188	Kevin Postins	Sneyd Striders		127 127
215	201	Barry O'Neill	Sparkhill Harriers		131 131
216	257	Dan Cale	Black Pear Joggers		132 132
217	20	Peter Reynolds	Black Pear Joggers	133	133
218	32	Glen Hooper	Cobra R.C. & Tri		134 134
219	251	Dan Hollins	Solihull & Small Heath A.C.		136 136
220	176	James Sutton	Stourbridge R.C.	137	137
221	246	Peter Rean	Droitwich AC		137 137
222	198	Paul Osler	Newcastle (Staffs) AC	138	138
223	93	Stuart Hatton	Peel Road Runners	139	139
224	229	Richard Caley	Stafford Harriers	141	141
225	260	David Myatt	Trentham RC		141 141
226	219	Steve Friedl	Sneyd Striders	143	143
227	241	Ken Bloor	Trentham RC	144	144
228	193	Dave Bratby	West Bromwich Harriers		145 145
229	187	Richard Johnson	Sneyd Striders		150 150
230	199	Nathan Jackson	Newcastle (Staffs) AC	150	150
231	106	Ian Maullin	Sneyd Striders	154	154
232	200	Billy Meakin	Newcastle (Staffs) AC	154	154
233	105	Stan Harrison	Sneyd Striders	155	155
234	191	Carl Brittan	Peel Road Runners		155 155
235	247	Paul Griffiths	Droitwich AC		156 156
236	2	Geoff Card	Aldridge R.C.	157	157
237	202	Kieran Wood	Aldridge R.C.	158	158
238	6	Jason Vigrass	Aldridge R.C.	159	159
239	41	Pete Nash	Coventry Triathletes	160	160
240	234	Richard Tonks	Dudley Kingswinford R.C.		160 160
241	95	Marcus Fairburn	Peel Road Runners	161	161
242	256	Charles Fentiman	Sparkhill Harriers		161 161
243	94	Ian Grigg	Peel Road Runners	162	162
244	222	Colin Stafford	Droitwich AC	162	162
245	194	Errol Cumberbatch	Stourbridge R.C.		165 165
246	245	Nick Wilkins	Droitwich AC		167 167
247	243	Scott Morrall	Droitwich AC		175 175
248	248	Bob Colston	Droitwich AC		179 179