

Birmingham & District Invitation Cross Country League

2017-2018 Season - Race Result


Division 3

Race 3

13/01/2018 at Droitwich High School

hosted by Drotwich AC

Results Version 1 (13/01/2018)




Senior Mens Race

Posn	Bib	Time	Name	Club	Age	SenM Pts	JunM Pts
1	173	35:15	Felix McGrath	Newcastle (Staffs) AC		1	
2	259	37:32	Louie Boot	Solihull & Small Heath A.C.	JunM	2	1
3	229	38:23	James Rose	Severn AC		3	
4	218	38:31	Chris Brown	Severn AC		4	
5	177	38:48	Stephen Ratcliffe	Newcastle (Staffs) AC		5	
6	167	39:09	Martyn Davies	Newcastle (Staffs) AC		6	
7	261	39:30	Adam Cole	Solihull & Small Heath A.C.		7	
8	368	39:44	Kevin Lane	Amazing Feet		8	
9	342	39:46	David Long	West Bromwich Harriers		9	
10	297	39:53	Darren Riley	Sparkhill Harriers		10	
11	46	39:57	Adam Smith	Amazing Feet		11	
12	188	40:18	Eric Fowler	Nuneaton Harriers		12	
13	340	40:21	Gurmal Dahl	West Bromwich Harriers		13	
14	182	40:26	Tim Twentyman	Newcastle (Staffs) AC		14	
15	179	40:28	Tim Sharman	Newcastle (Staffs) AC		15	
16	171	40:33	Bruce Johnson	Newcastle (Staffs) AC		16	
17	30	40:35	David Beasley	Amazing Feet		17	
18	197	40:39	Andrew Massey	Nuneaton Harriers		18	
19	316	41:16	Darren Hallet	Sphinx AC		19	
20	14	41:17	Liam Harrold	Aldridge R.C.		20	
21	215	41:18	Jay Stanley	Sedgley Striders		21	
22	31	41:34	Steve Clark	Amazing Feet		22	
23	222	41:36	Alex Hope	Severn AC		23	
24	5	41:37	Steve Blakemore	Aldridge R.C.		24	
25	53	41:52	Lee Caves	Centurion RR		25	
26	41	42:00	Shaw Pye	Amazing Feet		26	
27	379	42:02	Mark Styles	Nuneaton Harriers		27	
28	309	42:04	David Brewis	Sphinx AC		28	
29	112	42:04	Richard Bruce	Coventry Triathletes		29	
30	60	42:15	Tom Healy	Centurion RR		30	
31	105	42:18	Alex Stephenson	Cobra R.C. & Tri		31	
32	374	42:21	Dan Williams	Aldridge R.C.		32	
33	322	42:22	Rob Wheatley	Sphinx AC		33	
34	227	42:25	Ian Overthrow	Severn AC		34	
35	73	42:29	Ian Satterthwaite	Centurion RR		35	
36	243	42:41	Nick Hill	Sneyd Striders		36	
37	263	42:47	Chris Dix	Solihull & Small Heath A.C.		37	
38	107	42:52	Carson Tweedie	Cobra R.C. & Tri		38	
39	353	42:55	Shaun Osbourne	Stourbridge R.C.		39	
40	286	43:05	Simon Hodges	Sparkhill Harriers		40	
41	106	43:07	Mike Tovey	Cobra R.C. & Tri		41	
42	183	43:11	Andrew Walker	Newcastle (Staffs) AC		42	
43	196	43:22	James Mason	Nuneaton Harriers		43	
44	328	43:26	Robert Colman	Stourbridge R.C.		44	
45	239	43:27	Danny Evans	Sneyd Striders		45	
46	111	43:28	Errol Brown	Coventry Triathletes		46	
47	219	43:29	Richard Brown	Severn AC		47	
48	27	43:32	Mark Shaw	Aldridge R.C.		48	
49	302	43:34	Paul Webster	Sparkhill Harriers		49	
50	339	43:43	Russell Collins	West Bromwich Harriers		50	
51	264	43:44	Harry Fellows	Solihull & Small Heath A.C.	JunM	51	2
52	191	43:48	Lee Harper	Nuneaton Harriers		52	
53	221	43:55	Steve Hale	Severn AC		53	
54	241	43:58	Keith Harrison	Sneyd Striders		54	
55	168	44:06	Neil Gerrity	Newcastle (Staffs) AC		55	
56	382	44:15	Paul Tatler	Newcastle (Staffs) AC		56	
57	313	44:22	Allen El-Sour	Sphinx AC		57	
58	300	44:31	Stuart Underwood	Sparkhill Harriers		58	
59	144	44:37	Douglas Ward	Droitwich AC		59	
60	78	44:40	Daniel Wrenn	Centurion RR		60	
61	268	44:42	Steve Howes	Solihull & Small Heath A.C.		61	
62	232	44:54	Sam Turner	Severn AC		62	

Birmingham & District Invitation Cross Country League**2017-2018 Season - Race Result****Division 3****Race 3****13/01/2018 at Droitwich High School****hosted by Drotwich AC**

Results Version 1 (13/01/2018)



63	59	44:56	Peter Heald	Centurion RR	63
64	329	44:57	Adam Crompton	Stourbridge R.C.	64
65	358	44:59	Mike Walker	Sedgley Striders	65
66	258	45:03	Peter Bacon	Solihull & Small Heath A.C.	66
67	308	45:07	Alex Bartlett	Sphinx AC	67
68	108	45:11	Guy Walton	Cobra R.C. & Tri	68
69	91	45:12	Steve Cleary	Cobra R.C. & Tri	69
70	367	45:13	Gary Smith	West Bromwich Harriers	70
71	118	45:19	Sam Key	Coventry Triathletes	71
72	299	45:27	Nick Stringer	Sparkhill Harriers	72
73	186	45:34	Mark Bailey	Nuneaton Harriers	73
74	223	45:44	Alex Jenkins	Severn AC	74
75	319	45:47	Craig Robinson	Sphinx AC	75
76	248	45:50	Ian Maullin	Sneyd Striders	76
77	320	45:51	Paul Slatford	Sphinx AC	77
78	294	45:52	Barry O'Neill	Sparkhill Harriers	78
79	321	45:59	David West	Sphinx AC	79
80	395	46:02	Carl Beiersdorf	Droitwich AC	80
81	113	46:13	Craig Bryan	Coventry Triathletes	81
82	270	46:16	Paul Lloyd	Solihull & Small Heath A.C.	82
83	70	46:18	Wayne Muddiman	Centurion RR	83
84	363	46:19	Bob Carvell	Nuneaton Harriers	84
85	217	46:20	Andy Brown	Severn AC	85
86	325	46:22	James Bellamy	Stourbridge R.C.	86
87	335	46:28	Robert Woodward	Stourbridge R.C.	87
88	205	46:40	Keith Bate	Sedgley Striders	88
89	304	46:44	Barry Adams	Sphinx AC	89
90	23	46:49	Mark O'Rouke	Aldridge R.C.	90
91	318	47:18	Colin Piper	Sphinx AC	91
92	75	47:21	Ed Wallace	Centurion RR	92
93	388	47:27	David Riley	Sedgley Striders	93
94	392	47:29	Simon Fletcher	Cobra R.C. & Tri	94
95	287	47:30	Graham Hygate	Sparkhill Harriers	95
96	364	47:31	Jonathon King	Nuneaton Harriers	96
97	310	47:32	Wayne Broadbent	Sphinx AC	97
98	88	47:33	Matthew Stevens	City of B.Ham Striders	98
99	301	47:35	Andy Wadsworth	Sparkhill Harriers	99
100	84	47:36	Jonathan Evans	City of B.Ham Striders	100
101	145	47:39	Russ Barnes	Kidderminster & Stourport	101
102	373	47:41	Pab Maddox	Newcastle (Staffs) AC	102
103	152	47:43	Niel Kirk	Kidderminster & Stourport	103
104	345	47:44	Paul Stevens	West Bromwich Harriers	104
105	348	47:47	Neil Hale	Cobra R.C. & Tri	105
106	249	47:48	Chris Pinson Bradley	Sneyd Striders	106
107	199	47:51	Matt Ruff	Nuneaton Harriers	107
108	110	47:59	Andrew Barrowcliffe	Coventry Triathletes	108
109	43	48:12	Jason Rushgrove	Amazing Feet	109
110	256	48:18	Mark Till	Sneyd Striders	110
111	8	48:44	Rich Deeley	Aldridge R.C.	111
112	58	48:46	Kevin Ferncombe	Centurion RR	112
113	393	48:47	Adam Fletcher	Cobra R.C. & Tri	113
114	204	48:55	Nick Wilson	Nuneaton Harriers	114
115	22	48:55	Aaron Neath	Aldridge R.C.	115
116	82	49:02	David Nunez Becerra	City of B.Ham Striders	116
117	71	49:03	Andy Rea	Centurion RR	117
118	289	49:06	Andy Manning	Sparkhill Harriers	118
119	83	49:08	John Bristow	City of B.Ham Striders	119
120	253	49:09	Chris Roberts	Sneyd Striders	120
121	187	49:10	Peter Barzetovic	Nuneaton Harriers	121
122	338	49:19	Gary Clifton	West Bromwich Harriers	122
123	394	49:29	Mark Cox	Sedgley Striders	123
124	288	49:30	Andy Law	Sparkhill Harriers	124
125	189	49:44	Alan Glaister	Nuneaton Harriers	125
126	306	49:49	Barry Allen	Sphinx AC	126
127	76	49:52	Len Wallace	Centurion RR	127
128	386	49:57	Will Chung	Newcastle (Staffs) AC	128

Birmingham & District Invitation Cross Country League

2017-2018 Season - Race Result


Division 3

Race 3

13/01/2018 at Droitwich High School


hosted by Droitwich AC

Results Version 1 (13/01/2018)



129	262	50:03	Will Collins	Solihull & Small Heath A.C.	129
130	3	50:09	Leith Ally	Aldridge R.C.	130
131	271	50:16	Nick Martin	Solihull & Small Heath A.C.	131
132	385	50:18	Jeremy Guard	Solihull & Small Heath A.C.	132
133	366	50:20	Neil Comerford	Droitwich AC	133
134	314	50:39	Nick Gilkes	Sphinx AC	134
135	1	50:40	Kevin Adams	Aldridge R.C.	135
136	42	50:58	Nick Richards	Amazing Feet	136
137	160	51:02	Martin Wilmott	Kidderminster & Stourport	137
138	161	51:10	John Alcock	Newcastle (Staffs) AC	138
139	383	51:13	Murco Overthrow	Severn AC	139
140	275	51:21	Ian Sharp	Solihull & Small Heath A.C.	140
141	240	51:40	Gavin Harrison	Sneyd Striders	141
142	19	52:04	Eamon Lyons	Aldridge R.C.	142
143	77	52:11	Neil Wilkes	Centurion RR	143
144	140	52:20	James Penlington	Droitwich AC	144
145	146	52:29	Ian Clough	Kidderminster & Stourport	145
146	29	52:31	Martin Wall	Aldridge R.C.	146
147	86	52:33	Adam Rathbone	City of B.Ham Striders	147
148	184	52:36	Andy Worsley	Newcastle (Staffs) AC	148
149	157	52:38	Paul Roberts	Kidderminster & Stourport	149
150	349	52:44	Terence Beddington	Kidderminster & Stourport	150
151	13	52:51	Trevor Harris	Aldridge R.C.	151
152	206	52:55	Nigel Bolton	Sedgley Striders	152
153	200	52:59	Martin Swan	Nuneaton Harriers	153
154	169	53:01	Nick Gordon	Newcastle (Staffs) AC	154
155	16	53:07	Simon Hudson	Aldridge R.C.	155
156	95	53:07	Steve Fletcher	Cobra R.C. & Tri	156
157	62	53:25	Martin Henderson	Centurion RR	157
158	387	53:27	Ed Ingram	Kidderminster & Stourport	158
159	99	53:50	Chris Pearson	Cobra R.C. & Tri	159
160	305	53:58	Imran Ali	Sphinx AC	160
161	151	54:09	Paul Ingram	Kidderminster & Stourport	161
162	126	54:47	Graham Read	Coventry Triathletes	162
163	67	54:56	Andy Matthews	Centurion RR	163
164	351	55:12	Aaron Baines	Centurion RR	164
165	378	55:24	Jonathan Jones	City of B.Ham Striders	165
166	135	56:14	George Little	Droitwich AC	166
167	279	56:24	Barry Crowley	Sparkhill Harriers	167
168	66	56:29	Adrian Lloyd	Centurion RR	168
169	141	56:42	Mark Perkins	Droitwich AC	169
170	233	56:49	Graham Armstrong	Sneyd Striders	170
171	9	56:53	Edward Evitt	Aldridge R.C.	171
172	326	56:56	Paul Bradley	Stourbridge R.C.	172
173	280	57:03	Mick Edwards	Sparkhill Harriers	173
174	291	57:54	Rob Mills	Sparkhill Harriers	174
175	158	58:03	Sidney Roberts	Kidderminster & Stourport	175
176	273	58:47	Ben Sales	Solihull & Small Heath A.C.	176
177	138	58:47	Kevin McDowell	Droitwich AC	177
178	40	59:14	David Pye	Amazing Feet	178
179	63	59:42	James Houghton	Centurion RR	179
180	389	60:39	Michael Pinock	Centurion RR	180
181	15	61:05	Lawrence Hewitt	Aldridge R.C.	181
182	242	62:39	John Harvey	Sneyd Striders	182
183	245	63:31	Matt Latham	Sneyd Striders	183
184	119	63:34	Bryan Knight	Coventry Triathletes	184
185	137	63:56	Peter Lymer	Droitwich AC	185
186	381	64:01	Paul Hinton	Newcastle (Staffs) AC	186
187	323	66:00	Pete Whitehouse	Sphinx AC	187
188	384	68:13	Andy Wilkinson	Sphinx AC	188
189	26	69:13	Mike Rogers	Aldridge R.C.	189

Birmingham & District Invitation Cross Country League
2017-2018 Season - Race Result
Division 3
Race 3
13/01/2018 at Droitwich High School
hosted by Droitwich AC
 Results Version 1 (13/01/2018)




Senior Men Team Results

A Team	1	Newcastle (Staffs) AC	1 5 6 14 15 16	57
	2	Severn AC	3 4 23 34 47 53	164
	3	Amazing Feet	8 11 17 22 26 109	193
	4	Solihull & Small Heath A.C.	2 7 37 51 61 66	224
	5	Nuneaton Harriers	12 18 27 43 52 73	225
	6	Sphinx AC	19 28 33 57 67 75	279
	7	Centurion RR	25 30 35 60 63 83	296
	8	Sparkhill Harriers	10 40 49 58 72 78	307
	9	Aldridge R.C.	20 24 32 48 90 111	325
	10	Cobra R.C. & Tri	31 38 41 68 69 94	341
	11	West Bromwich Harriers	9 13 50 70 104 122	368
	12	Sneyd Striders	36 45 54 76 106 110	427
	13	Stourbridge R.C.	39 44 64 86 87 172	492
	14	Coventry Triathletes	29 46 71 81 108 162	497
	15	Sedgley Striders	21 65 88 93 123 152	542
	16	City of B.Ham Striders	98 100 116 119 147 165	745
	17	Droitwich AC	59 80 133 144 166 169	751
	18	Kidderminster & Stourport	101 103 137 145 149 150	785
B Team	1	Newcastle (Staffs) AC	42 55 56 102 128 138	521
	2	Sphinx AC	77 79 89 91 97 126	559
	3	Nuneaton Harriers	84 96 107 114 121 125	647
	4	Centurion RR	92 112 117 127 143 157	748
	5	Sparkhill Harriers	95 99 118 124 167 173	776
	6	Solihull & Small Heath A.C.	82 129 131 132 140 176	790
	7	Aldridge R.C.	115 130 135 142 146 151	819

Birmingham & District Invitation Cross Country League
2017-18 Season - Series Result
Division 3
Up to Race 3
13/01/2018

Results Version 1 (13/01/2018)



Senior Men		Series Points	Match 1	Match 2	Match 3	Match 4	Total	BestOf2
1	A Team	Newcastle (Staffs) AC	90	62	57		209	
2		Severn AC	141	161	164		466	
3		Nuneaton Harriers	178	173	225		576	
4		Aldridge R.C.	187	189	325		701	
5		Amazing Feet	393	225	193		811	
6		Solihull & Small Heath A.C.	233	472	224		929	
7		Sphinx AC	271	400	279		950	
8		Sparkhill Harriers	361	285	307		953	
9		Cobra R.C. & Tri	316	358	341		1015	
10		Centurion RR	410	324	296		1030	
11		West Bromwich Harriers	334	444	368		1146	
12		Stourbridge R.C.	342	345	492		1179	
13		Coventry Triathletes	473	453	497		1423	
14		Sneyd Striders	491	542	427		1460	
15		Sedgley Striders	724	572	542		1838	
16		Droitwich AC	463	660	751		1874	
17		Kidderminster & Stourport	655	692	785		2132	
18		City of B.Ham Striders	dns	dns	745		745	
1	B Team	Nuneaton Harriers	487	513	647		1647	
2		Newcastle (Staffs) AC	697	546	521		1764	
3		Sparkhill Harriers	713	514	776		2003	
4		Aldridge R.C.	645	693	819		2157	
5		Centurion RR	867	783	748		2398	
6		Sphinx AC	612		559		1171	
7		Solihull & Small Heath A.C.			790		790	

Senior Men		Series Points	Match 1	Match 2	Match 3	Match 4	Total	BestOf2
1	173	Felix McGrath	Newcastle (Staffs) AC	1	1	1	3	2
2	195	Ian Mansell	Nuneaton Harriers	2	2		4	4
3	259	Louie Boot	Solihull & Small Heath A.C.	3		2	5	5
4	136	Paul Little	Droitwich AC	4	3		7	7
5	229	James Rose	Severn AC	5	4	3	12	7
6	218	Chris Brown	Severn AC	6	5	4	15	9
7	167	Martyn Davies	Newcastle (Staffs) AC		6	6	12	12
8	261	Adam Cole	Solihull & Small Heath A.C.	8		7	15	15
9	353	Shaun Osbourne	Stourbridge R.C.	9	7	39	55	16
10	340	Gurmal Dahl	West Bromwich Harriers	7	10	13	30	17
11	297	Darren Riley	Sparkhill Harriers	10	8	10	28	18
12	368	Kevin Lane	Amazing Feet		12	8	20	20
13	182	Tim Twentyman	Newcastle (Staffs) AC	11	17	14	42	25
14	171	Bruce Johnson	Newcastle (Staffs) AC	22	9	16	47	25
15	30	David Beasley	Amazing Feet	12	14	17	43	26
16	162	Shaun Allen	Newcastle (Staffs) AC	16	11		27	27
17	188	Eric Fowler	Nuneaton Harriers	15	16	12	43	27
18	46	Adam Smith	Amazing Feet	27	21	11	59	32
19	179	Tim Sharman	Newcastle (Staffs) AC	19	18	15	52	33
20	215	Jay Stanley	Sedgley Striders		15	21	36	36
21	198	Garry Payne	Nuneaton Harriers	13	24		37	37
22	197	Andrew Massey	Nuneaton Harriers	28	20	18	66	38
23	14	Liam Harrold	Aldridge R.C.	20	19	20	59	39
24	105	Alex Stephenson	Cobra R.C. & Tri	18	22	31	71	40
25	316	Darren Hallet	Sphinx AC	25		19	44	44
26	31	Steve Clark	Amazing Feet		25	22	47	47
27	28	Michael Smith	Aldridge R.C.	14	35		49	49
28	24	Toby Oury	Aldridge R.C.	23	27		50	50

Birmingham & District Invitation Cross Country League


2017-18 Season - Series Result

Division 3

Up to Race 3

13/01/2018

Results Version 1 (13/01/2018)



29	222	Alex Hope	Severn AC	30	36	23	89	53
30	27	Mark Shaw	Aldridge R.C.	26	28	48	102	54
31	168	Neil Gerrity	Newcastle (Staffs) AC	29	26	55	110	55
32	5	Steve Blakemore	Aldridge R.C.	33	43	24	100	57
33	73	Ian Satterthwaite	Centurion RR	24		35	59	59
34	112	Richard Bruce	Coventry Triathletes	32	31	29	92	60
35	60	Tom Healy	Centurion RR	39	30	30	99	60
36	309	David Brewis	Sphinx AC	34		28	62	62
37	219	Richard Brown	Severn AC	17		47	64	64
38	342	David Long	West Bromwich Harriers		56	9	65	65
39	41	Shaw Pye	Amazing Feet	46	39	26	111	65
40	263	Chris Dix	Solihull & Small Heath A.C.	37	29	37	103	66
41	227	Ian Overthrow	Severn AC	36	33	34	103	67
42	374	Dan Williams	Aldridge R.C.		37	32	69	69
43	268	Steve Howes	Solihull & Small Heath A.C.	31	38	61	130	69
44	243	Nick Hill	Sneyd Striders	35	40	36	111	71
45	53	Lee Caves	Centurion RR	54	46	25	125	71
46	106	Mike Tovey	Cobra R.C. & Tri	52	32	41	125	73
47	232	Sam Turner	Severn AC	47	34	62	143	81
48	318	Colin Piper	Sphinx AC	42	44	91	177	86
49	286	Simon Hodges	Sparkhill Harriers	48		40	88	88
50	196	James Mason	Nuneaton Harriers	57	45	43	145	88
51	93	David Daniels	Cobra R.C. & Tri	43	47		90	90
52	339	Russell Collins	West Bromwich Harriers	40		50	90	90
53	352	Pete Walters	Stourbridge R.C.	38	54		92	92
54	328	Robert Colman	Stourbridge R.C.	51	48	44	143	92
55	322	Rob Wheatley	Sphinx AC	82	60	33	175	93
56	111	Errol Brown	Coventry Triathletes		52	46	98	98
57	302	Paul Webster	Sparkhill Harriers	56	50	49	155	99
58	142	Adam Taylor	Droitwich AC	49	53		102	102
59	241	Keith Harrison	Sneyd Striders	50	59	54	163	104
60	264	Harry Fellows	Solihull & Small Heath A.C.		58	51	109	109
61	78	Daniel Wrenn	Centurion RR		51	60	111	111
62	313	Allen El-Sour	Sphinx AC	61	55	57	173	112
63	144	Douglas Ward	Droitwich AC	58		59	117	117
64	191	Lee Harper	Nuneaton Harriers		66	52	118	118
65	108	Guy Walton	Cobra R.C. & Tri	59	61	68	188	120
66	258	Peter Bacon	Solihull & Small Heath A.C.	75	57	66	198	123
67	300	Stuart Underwood	Sparkhill Harriers		67	58	125	125
68	221	Steve Hale	Severn AC		74	53	127	127
69	358	Mike Walker	Sedgley Striders	70	62	65	197	127
70	113	Craig Bryan	Coventry Triathletes	62	65	81	208	127
71	334	Rob Taylor	Stourbridge R.C.	53	75		128	128
72	367	Gary Smith	West Bromwich Harriers	66	63	70	199	129
73	91	Steve Cleary	Cobra R.C. & Tri	60	71	69	200	129
74	276	Tahir Ahktar	Sparkhill Harriers	67	64		131	131
75	363	Bob Carvell	Nuneaton Harriers	63	70	84	217	133
76	186	Mark Bailey	Nuneaton Harriers	69		73	142	142
77	187	Peter Barzetovic	Nuneaton Harriers	73	69	121	263	142
78	217	Andy Brown	Severn AC	64	79	85	228	143
79	310	Wayne Broadbent	Sphinx AC	68	76	97	241	144
80	320	Paul Slatford	Sphinx AC	80	68	77	225	145
81	299	Nick Stringer	Sparkhill Harriers	85	73	72	230	145
82	118	Sam Key	Coventry Triathletes	81	88	71	240	152
83	321	David West	Sphinx AC	76		79	155	155
84	189	Alan Glaister	Nuneaton Harriers	78	77	125	280	155
85	294	Barry O'Neill	Sparkhill Harriers		78	78	156	156
86	70	Wayne Muddiman	Centurion RR	74	82	83	239	156
87	159	Steve Smith	Kidderminster & Stourport	65	92		157	157
88	325	James Bellamy	Stourbridge R.C.	93	72	86	251	158
89	270	Paul Lloyd	Solihull & Small Heath A.C.	79		82	161	161
90	223	Alex Jenkins	Severn AC		91	74	165	165
91	145	Russ Barnes	Kidderminster & Stourport	87	83	101	271	170
92	345	Paul Stevens	West Bromwich Harriers	83	90	104	277	173
93	18	Paul Lucas	Aldridge R.C.	92	84		176	176

Birmingham & District Invitation Cross Country League


2017-18 Season - Series Result

Division 3

Up to Race 3

13/01/2018

Results Version 1 (13/01/2018)



94	23	Mark O'Rouke	Aldridge R.C.	89	87	90	266	176
95	335	Robert Woodward	Stourbridge R.C.	98	89	87	274	176
96	338	Gary Clifton	West Bromwich Harriers	94	85	122	301	179
97	301	Andy Wadsworth	Sparkhill Harriers	95	86	99	280	181
98	202	Nicky Wall	Nuneaton Harriers	90	93		183	183
99	176	Jon Ranford	Newcastle (Staffs) AC	88	96		184	184
100	304	Barry Adams	Sphinx AC	104	97	89	290	186
101	348	Neil Hale	Cobra R.C. & Tri	84		105	189	189
102	248	Ian Maullin	Sneyd Striders		113	76	189	189
103	289	Andy Manning	Sparkhill Harriers	109	80	118	307	189
104	287	Graham Hygate	Sparkhill Harriers	103	95	95	293	190
105	364	Jonathon King	Nuneaton Harriers	105	100	96	301	196
106	88	Matthew Stevens	City of B.Ham Striders	101		98	199	199
107	79	Nav Akhtar	City of B.Ham Striders	100	101		201	201
108	249	Chris Pinson Bradley	Sneyd Striders	97	108	106	311	203
109	205	Keith Bate	Sedgley Striders		116	88	204	204
110	288	Andy Law	Sparkhill Harriers	110	94	124	328	204
111	110	Andrew Barrowcliffe	Coventry Triathletes		98	108	206	206
112	373	Pab Maddox	Newcastle (Staffs) AC		105	102	207	207
113	116	Oliver Gibson	Coventry Triathletes	91	119		210	210
114	199	Matt Ruff	Nuneaton Harriers	115	104	107	326	211
115	71	Andy Rea	Centurion RR	112	102	117	331	214
116	82	David Nunez Becerra	City of B.Ham Striders		99	116	215	215
117	43	Jason Rushgrove	Amazing Feet	106	114	109	329	215
118	83	John Bristow	City of B.Ham Striders	108	112	119	339	220
119	256	Mark Till	Sneyd Striders	111		110	221	221
120	58	Kevin Ferncombe	Centurion RR	149	109	112	370	221
121	253	Chris Roberts	Sneyd Striders	154	107	120	381	227
122	267	Richard Horne	Solihull & Small Heath A.C.	102	127		229	229
123	306	Barry Allen	Sphinx AC	124	106	126	356	230
124	204	Nick Wilson	Nuneaton Harriers	128	117	114	359	231
125	366	Neil Comerford	Droitwich AC	99		133	232	232
126	235	Andy Christian	Sneyd Striders	121	115		236	236
127	132	Andy Foden	Droitwich AC	113	124		237	237
128	314	Nick Gilkes	Sphinx AC		103	134	237	237
129	291	Rob Mills	Sparkhill Harriers	125	123	174	422	248
130	20	David McHugh	Aldridge R.C.	130	120		250	250
131	365	Paul Cooper	Centurion RR	141	110		251	251
132	160	Martin Wilmott	Kidderminster & Stourport	114		137	251	251
133	153	Harry Lambert	Kidderminster & Stourport	133	118		251	251
134	283	John Goulding	Sparkhill Harriers	122	130		252	252
135	2	Paul Allen	Aldridge R.C.	120	133		253	253
136	240	Gavin Harrison	Sneyd Striders	134	121	141	396	255
137	157	Paul Roberts	Kidderminster & Stourport	129	129	149	407	258
138	42	Nick Richards	Amazing Feet	123		136	259	259
139	184	Andy Worsley	Newcastle (Staffs) AC	137	128	148	413	265
140	13	Trevor Harris	Aldridge R.C.	118		151	269	269
141	65	Julian Landeau	Centurion RR	136	135		271	271
142	146	Ian Clough	Kidderminster & Stourport	127		145	272	272
143	305	Imran Ali	Sphinx AC	146	126	160	432	272
144	3	Leith Ally	Aldridge R.C.		143	130	273	273
145	29	Martin Wall	Aldridge R.C.		131	146	277	277
146	19	Eamon Lyons	Aldridge R.C.	142		142	284	284
147	349	Terence Beddington	Kidderminster & Stourport		134	150	284	284
148	99	Chris Pearson	Cobra R.C. & Tri		125	159	284	284
149	140	James Penlington	Droitwich AC	140		144	284	284
150	76	Len Wallace	Centurion RR	158		127	285	285
151	86	Adam Rathbone	City of B.Ham Striders	147	141	147	435	288
152	62	Martin Henderson	Centurion RR		132	157	289	289
153	16	Simon Hudson	Aldridge R.C.	138		155	293	293
154	200	Martin Swan	Nuneaton Harriers	152	142	153	447	294
155	67	Andy Matthews	Centurion RR	132		163	295	295
156	68	Matt McKenna	Centurion RR	151	147		298	298
157	126	Graham Read	Coventry Triathletes		137	162	299	299
158	9	Edward Evitt	Aldridge R.C.	150	153	171	474	303

Birmingham & District Invitation Cross Country League


2017-18 Season - Series Result

Division 3

Up to Race 3

13/01/2018

Results Version 1 (13/01/2018)



159	117	Chris Howes	Coventry Triathletes	162	145	307	307
160	208	Chris Cook	Sedgley Striders	135	172	307	307
161	17	Richard Lodge	Aldridge R.C.	159	148	307	307
162	151	Paul Ingram	Kidderminster & Stourport	156	152	161	469
163	351	Aaron Baines	Centurion RR		150	164	314
164	279	Barry Crowley	Sparkhill Harriers	161	156	167	484
165	38	Chris Hughes	Amazing Feet	164	154		318
166	206	Nigel Bolton	Sedgley Striders		166	152	318
167	63	James Houghton	Centurion RR	163	155	179	497
168	141	Mark Perkins	Droitwich AC		151	169	320
169	66	Adrian Lloyd	Centurion RR	168	159	168	495
170	280	Mick Edwards	Sparkhill Harriers	155		173	328
171	273	Ben Sales	Solihull & Small Heath A.C.	165	163	176	504
172	15	Lawrence Hewitt	Aldridge R.C.	169	161	181	511
173	40	David Pye	Amazing Feet	172	160	178	510
174	138	Kevin McDowell	Droitwich AC		158	177	335
175	228	Kevin Probyn	Severn AC	170	167		337
176	158	Sidney Roberts	Kidderminster & Stourport	166		175	341
177	252	Dave Poynton	Sneyd Striders	176	165		341
178	347	Rob Reynolds	Amazing Feet	174	168		342
179	26	Mike Rogers	Aldridge R.C.	177	170	189	536
180	245	Matt Latham	Sneyd Striders		169	183	352
181	137	Peter Lymer	Droitwich AC		171	185	356
182	119	Bryan Knight	Coventry Triathletes	173		184	357
183	177	Stephen Ratcliffe	Newcastle (Staffs) AC			5	5
184	54	Paul Davis	Centurion RR		13		13
185	175	Christopher Morgan	Newcastle (Staffs) AC	21			21
186	303	Mark Williams	Sparkhill Harriers		23		23
187	379	Mark Styles	Nuneaton Harriers			27	27
188	107	Carson Tweedie	Cobra R.C. & Tri			38	38
189	213	Richard Price	Sedgley Striders		41		41
190	307	Garry Barnes	Sphinx AC	41			41
191	170	Rob Haines	Newcastle (Staffs) AC		42		42
192	183	Andrew Walker	Newcastle (Staffs) AC			42	42
193	344	Karl Moore	West Bromwich Harriers	44			44
194	239	Danny Evans	Sneyd Striders			45	45
195	127	Gary Smith	Coventry Triathletes	45			45
196	371	Ben Hope	Severn AC		49		49
197	211	Tim Lake	Sedgley Striders	55			55
198	382	Paul Tatler	Newcastle (Staffs) AC			56	56
199	59	Peter Heald	Centurion RR			63	63
200	329	Adam Crompton	Stourbridge R.C.			64	64
201	308	Alex Bartlett	Sphinx AC			67	67
202	4	Brett Antill	Aldridge R.C.	71			71
203	201	Mark Treadwell	Nuneaton Harriers	72			72
204	319	Craig Robinson	Sphinx AC			75	75
205	236	Mark Clayton	Sneyd Striders	77			77
206	395	Carl Beiersdorf	Droitwich AC			80	80
207	284	James Hannon	Sparkhill Harriers		81		81
208	34	Andy Georgiou	Amazing Feet	86			86
209	75	Ed Wallace	Centurion RR			92	92
210	388	David Riley	Sedgley Striders			93	93
211	392	Simon Fletcher	Cobra R.C. & Tri			94	94
212	359	Mandip Thandi	Aldridge R.C.	96			96
213	84	Jonathan Evans	City of B.Ham Striders			100	100
214	152	Niel Kirk	Kidderminster & Stourport			103	103
215	350	Chris Houghton	Centurion RR	107			107
216	8	Rich Deeley	Aldridge R.C.			111	111
217	369	Kevin Naughton	Sphinx AC		111		111
218	393	Adam Fletcher	Cobra R.C. & Tri			113	113
219	22	Aaron Neath	Aldridge R.C.			115	115
220	50	Peter Whittall	Amazing Feet	116			116
221	81	Seth Atkin	City of B.Ham Striders	117			117
222	336	Dominic Ashton	West Bromwich Harriers	119			119
223	370	Bob Hopkins	Stourbridge R.C.		122		122

Birmingham & District Invitation Cross Country League


2017-18 Season - Series Result

Division 3

Up to Race 3

13/01/2018

Results Version 1 (13/01/2018)



224	394	Mark Cox	Sedgley Striders			123	123	123
225	354	Murray Grimes	Newcastle (Staffs) AC	126			126	126
226	386	Will Chung	Newcastle (Staffs) AC			128	128	128
227	262	Will Collins	Solihull & Small Heath A.C.			129	129	129
228	271	Nick Martin	Solihull & Small Heath A.C.			131	131	131
229	362	Pete Greenfield	Nuneaton Harriers	131			131	131
230	385	Jeremy Guard	Solihull & Small Heath A.C.			132	132	132
231	1	Kevin Adams	Aldridge R.C.			135	135	135
232	156	Graeme Peirson	Kidderminster & Stourport		136		136	136
233	376	Michael Mason	Aldridge R.C.		138		138	138
234	161	John Alcock	Newcastle (Staffs) AC			138	138	138
235	178	Mark Roberts	Newcastle (Staffs) AC	139			139	139
236	246	Garry Leask	Sneyd Striders		139		139	139
237	383	Murco Overthrow	Severn AC			139	139	139
238	337	Andy Bridges	West Bromwich Harriers		140		140	140
239	275	Ian Sharp	Solihull & Small Heath A.C.			140	140	140
240	77	Neil Wilkes	Centurion RR			143	143	143
241	361	Les Davis	Severn AC	143			143	143
242	285	Craig Hinks	Sparkhill Harriers	144			144	144
243	244	Richard Johnson	Sneyd Striders		144		144	144
244	212	Matt Price	Sedgley Striders	145			145	145
245	7	Nick Dean	Aldridge R.C.			146	146	146
246	357	Josh Woodberry	Sedgley Striders	148			148	148
247	372	Andrew Vickerman	Newcastle (Staffs) AC		149		149	149
248	343	Paul Mansell	West Bromwich Harriers	153			153	153
249	169	Nick Gordon	Newcastle (Staffs) AC			154	154	154
250	95	Steve Fletcher	Cobra R.C. & Tri			156	156	156
251	102	Andrew Spencer	Cobra R.C. & Tri	157			157	157
252	375	Alex Crook	Aldridge R.C.		157		157	157
253	387	Ed Ingram	Kidderminster & Stourport			158	158	158
254	277	Mark Arnold	Sparkhill Harriers	160			160	160
255	92	Paul Corn	Cobra R.C. & Tri			162	162	162
256	225	Greg Leyshon	Severn AC		164		164	164
257	378	Jonathan Jones	City of B.Ham Striders			165	165	165
258	135	George Little	Droitwich AC			166	166	166
259	114	Les Carter	Coventry Triathletes	167			167	167
260	233	Graham Armstrong	Sneyd Striders			170	170	170
261	356	Andrew Collins	Sedgley Striders	171			171	171
262	326	Paul Bradley	Stourbridge R.C.			172	172	172
263	154	Ron Lynes	Kidderminster & Stourport	175			175	175
264	355	Darren Smith	Newcastle (Staffs) AC	178			178	178
265	389	Michael Pinock	Centurion RR			180	180	180
266	242	John Harvey	Sneyd Striders			182	182	182
267	381	Paul Hinton	Newcastle (Staffs) AC			186	186	186
268	323	Pete Whitehouse	Sphinx AC			187	187	187
269	384	Andy Wilkinson	Sphinx AC			188	188	188

Junior Men				Series Points	Match 1	Match 2	Match 3	Match 4	Total	BestOf2
1	259	Louie Boot	Solihull & Small Heath A.C.		1		1		2	2
2	264	Harry Fellows	Solihull & Small Heath A.C.			1	2		3	3
3	135	George Little	Droitwich AC				3		3	3