


**Birmingham & District Invitation Cross Country League****2017-2018 Season - Race Result****Division 3****Race 4****10/02/2018 at Aldridge Airport****hosted by Aldridge RC**

Results Version 1 (10/02/2018)




**The League AGM  
is on Friday March 23rd  
in the Birchfield room at Alexander Stadium**

**Senior Mens Race**

Posn	Bib	Time	Name	Club	Age	SenM Pts	JunM Pts
1	259	35:41	Louie Boot	Solihull & Small Heath A.C.	JunM	1	1
2	136	36:37	Paul Little	Droitwich AC		2	
3	229	37:40	James Rose	Severn AC		3	
4	177	38:02	Stephen Ratcliffe	Newcastle (Staffs) AC		4	
5	342	38:25	David Long	West Bromwich Harriers		5	
6	195	38:41	Ian Mansell	Nuneaton Harriers		6	
7	218	38:52	Chris Brown	Severn AC		7	
8	368	38:59	Kevin Lane	Amazing Feet		8	
9	297	39:09	Darren Riley	Sparkhill Harriers		9	
10	261	39:19	Adam Cole	Solihull & Small Heath A.C.		10	
11	179	39:26	Tim Sharman	Newcastle (Staffs) AC		11	
12	30	39:32	David Beasley	Amazing Feet		12	
13	164	39:34	Ian Bayliss	Newcastle (Staffs) AC		13	
14	340	39:50	Gurmal Dahl	West Bromwich Harriers		14	
15	197	39:59	Andrew Massey	Nuneaton Harriers		15	
16	379	40:05	Mark Styles	Nuneaton Harriers		16	
17	309	40:07	David Brewis	Sphinx AC		17	
18	14	40:29	Liam Harrold	Aldridge R.C.		18	
19	260	40:34	Mike Bracken	Solihull & Small Heath A.C.		19	
20	222	40:38	Alex Hope	Severn AC		20	
21	188	40:41	Eric Fowler	Nuneaton Harriers		21	
22	313	40:43	Allen El-Sour	Sphinx AC		22	
23	168	40:44	Neil Gerrity	Newcastle (Staffs) AC		23	
24	263	40:45	Chris Dix	Solihull & Small Heath A.C.		24	
25	215	40:54	Jay Stanley	Sedgley Striders		25	
26	167	41:00	Martyn Davies	Newcastle (Staffs) AC		26	
27	243	41:03	Nick Hill	Sneyd Striders		27	
28	41	41:25	Shaw Pye	Amazing Feet		28	
29	213	41:25	Richard Price	Sedgley Striders		29	
30	60	41:31	Tom Healy	Centurion RR		30	
31	183	41:36	Andrew Walker	Newcastle (Staffs) AC		31	
32	31	41:45	Steve Clark	Amazing Feet		32	
33	302	41:48	Paul Webster	Sparkhill Harriers		33	
34	264	41:52	Harry Fellows	Solihull & Small Heath A.C.	JunM	34	2
35	316	41:59	Darren Hallet	Sphinx AC		35	
36	5	42:04	Steve Blakemore	Aldridge R.C.		36	
37	73	42:11	Ian Satterthwaite	Centurion RR		37	
38	170	42:13	Rob Haines	Newcastle (Staffs) AC		38	
39	53	42:16	Lee Caves	Centurion RR		39	
40	27	42:19	Mark Shaw	Aldridge R.C.		40	
41	105	42:29	Alex Stephenson	Cobra R.C. & Tri		41	
42	250	42:32	Garry Postins	Sneyd Striders		42	
43	33	42:35	Curtis Fudge	Amazing Feet		43	
44	106	42:36	Mike Tovey	Cobra R.C. & Tri		44	
45	90	42:39	David Blake	Cobra R.C. & Tri		45	
46	182	42:40	Tim Twentyman	Newcastle (Staffs) AC		46	
47	258	42:42	Peter Bacon	Solihull & Small Heath A.C.		47	
48	107	42:44	Carson Tweedie	Cobra R.C. & Tri		48	
49	403	42:46	Chris Allison	Centurion RR		49	
50	299	42:49	Nick Stringer	Sparkhill Harriers		50	
51	328	42:58	Robert Colman	Stourbridge R.C.		51	
52	339	43:02	Russell Collins	West Bromwich Harriers		52	
53	232	43:07	Sam Turner	Severn AC		53	
54	108	43:11	Guy Walton	Cobra R.C. & Tri		54	

**Birmingham & District Invitation Cross Country League****2017-2018 Season - Race Result****Division 3****Race 4****10/02/2018 at Aldridge Airport****hosted by Aldridge RC**


Results Version 1 (10/02/2018)



55	111	43:13	Errol Brown	Coventry Triathletes	55
56	322	43:19	Rob Wheatley	Sphinx AC	56
57	24	43:28	Toby Oury	Aldridge R.C.	57
58	219	43:36	Richard Brown	Severn AC	58
59	171	43:44	Bruce Johnson	Newcastle (Staffs) AC	59
60	268	43:46	Steve Howes	Solihull & Small Heath A.C.	60
61	300	43:50	Stuart Underwood	Sparkhill Harriers	61
62	270	43:53	Paul Lloyd	Solihull & Small Heath A.C.	62
63	241	43:55	Keith Harrison	Sneyd Striders	63
64	226	43:58	Andy Monro	Severn AC	64
65	57	44:05	James Eckloff	Centurion RR	65
66	329	44:17	Adam Crompton	Stourbridge R.C.	66
67	358	44:20	Mike Walker	Sedgley Striders	67
68	142	44:27	Adam Taylor	Droitwich AC	68
69	395	44:45	Carl Beiersdorf	Droitwich AC	69
70	319	44:54	Craig Robinson	Sphinx AC	70
71	248	45:00	Ian Maullin	Sneyd Striders	71
72	318	45:06	Colin Piper	Sphinx AC	72
73	91	45:09	Steve Cleary	Cobra R.C. & Tri	73
74	118	45:17	Sam Key	Coventry Triathletes	74
75	49	45:23	Phil Webber	Amazing Feet	75
76	336	45:25	Dominic Ashton	West Bromwich Harriers	76
77	320	45:27	Paul Slatford	Sphinx AC	77
78	223	45:34	Alex Jenkins	Severn AC	78
79	186	45:37	Mark Bailey	Nuneaton Harriers	79
80	84	45:39	Jonathan Evans	City of B.Ham Striders	80
81	217	45:51	Andy Brown	Severn AC	81
82	70	45:52	Wayne Muddiman	Centurion RR	82
83	287	45:54	Graham Hygate	Sparkhill Harriers	83
84	335	45:55	Robert Woodward	Stourbridge R.C.	84
85	113	46:03	Craig Bryan	Coventry Triathletes	85
86	205	46:05	Keith Bate	Sedgley Striders	86
87	221	46:08	Steve Hale	Severn AC	87
88	110	46:12	Andrew Barrowcliffe	Coventry Triathletes	88
89	363	46:27	Bob Carvell	Nuneaton Harriers	89
90	276	46:37	Tahir Ahktar	Sparkhill Harriers	90
91	202	46:38	Nicky Wall	Nuneaton Harriers	91
92	310	46:51	Wayne Broadbent	Sphinx AC	92
93	321	46:54	David West	Sphinx AC	93
94	304	46:55	Barry Adams	Sphinx AC	94
95	187	46:55	Peter Barzetovic	Nuneaton Harriers	95
96	338	47:02	Gary Clifton	West Bromwich Harriers	96
97	345	47:07	Paul Stevens	West Bromwich Harriers	97
98	1	47:15	Kevin Adams	Aldridge R.C.	98
99	325	47:17	James Bellamy	Stourbridge R.C.	99
100	348	47:21	Neil Hale	Cobra R.C. & Tri	100
101	43	47:22	Jason Rushgrove	Amazing Feet	101
102	18	47:31	Paul Lucas	Aldridge R.C.	102
103	189	47:39	Alan Glaister	Nuneaton Harriers	103
104	204	47:41	Nick Wilson	Nuneaton Harriers	104
105	82	47:52	David Nunez Becerra	City of B.Ham Striders	105
106	3	47:56	Leith Ally	Aldridge R.C.	106
107	88	48:11	Matthew Stevens	City of B.Ham Striders	107
108	235	48:16	Andy Christian	Sneyd Striders	108
109	402	48:24	Ian Pallett	Aldridge R.C.	109
110	296	48:27	Pete Reeves	Sparkhill Harriers	110
111	42	48:31	Nick Richards	Amazing Feet	111
112	383	48:41	Murco Overthrow	Severn AC	112
113	199	48:42	Matt Ruff	Nuneaton Harriers	113
114	145	48:46	Russ Barnes	Kidderminster & Stourport	114
115	394	48:50	Mark Cox	Sedgley Striders	115
116	83	48:56	John Bristow	City of B.Ham Striders	116
117	161	49:00	John Alcock	Newcastle (Staffs) AC	117
118	58	49:17	Kevin Ferncombe	Centurion RR	118
119	256	49:23	Mark Till	Sneyd Striders	119
120	71	49:25	Andy Rea	Centurion RR	120


**Birmingham & District Invitation Cross Country League****2017-2018 Season - Race Result****Division 3****Race 4****10/02/2018 at Aldridge Airport****hosted by Aldridge RC**

Results Version 1 (10/02/2018)



121	396	49:44	Ben Dodd	City of B.Ham Striders	121
122	253	49:49	Chris Roberts	Sneyd Striders	122
123	359	49:50	Mandip Thandi	Aldridge R.C.	123
124	362	49:57	Pete Greenfield	Nuneaton Harriers	124
125	288	50:02	Andy Law	Sparkhill Harriers	125
126	100	50:18	Paul Sheppard	Cobra R.C. & Tri	126
127	267	50:25	Richard Horne	Solihull & Small Heath A.C.	127
128	291	50:47	Rob Mills	Sparkhill Harriers	128
129	351	50:50	Aaron Baines	Centurion RR	129
130	208	50:50	Chris Cook	Sedgley Striders	130
131	200	50:57	Martin Swan	Nuneaton Harriers	131
132	398	50:57	Alistair McCintosh	Stourbridge R.C.	132
133	397	51:25	Mitch Timms	Sphinx AC	133
134	306	51:26	Barry Allen	Sphinx AC	134
135	19	51:29	Eamon Lyons	Aldridge R.C.	135
136	67	51:37	Andy Matthews	Centurion RR	136
137	240	51:46	Gavin Harrison	Sneyd Striders	137
138	79	51:51	Nav Akhtar	City of B.Ham Striders	138
139	378	52:03	Jonathan Jones	City of B.Ham Striders	139
140	184	52:07	Andy Worsley	Newcastle (Staffs) AC	140
141	140	52:28	James Penlington	Droitwich AC	141
142	244	52:46	Richard Johnson	Sneyd Striders	142
143	157	52:59	Paul Roberts	Kidderminster & Stourport	143
144	151	53:16	Paul Ingram	Kidderminster & Stourport	144
145	401	53:18	David Stevenson	Sedgley Striders	145
146	117	53:20	Chris Howes	Coventry Triathletes	146
147	349	53:22	Terence Beddington	Kidderminster & Stourport	147
148	343	53:28	Paul Mansell	West Bromwich Harriers	148
149	386	53:33	Will Chung	Newcastle (Staffs) AC	149
150	29	53:57	Martin Wall	Aldridge R.C.	150
151	126	53:59	Graham Read	Coventry Triathletes	151
152	86	54:22	Adam Rathbone	City of B.Ham Striders	152
153	102	54:22	Andrew Spencer	Cobra R.C. & Tri	153
154	281	54:32	Charles Fentiman	Sparkhill Harriers	154
155	277	55:16	Mark Arnold	Sparkhill Harriers	155
156	305	55:26	Imran Ali	Sphinx AC	156
157	399	55:34	Tim Lloyd-Langston	Stourbridge R.C.	157
158	9	56:07	Edward Evitt	Aldridge R.C.	158
159	63	56:11	James Houghton	Centurion RR	159
160	66	56:40	Adrian Lloyd	Centurion RR	160
161	20	56:47	David McHugh	Aldridge R.C.	161
162	2	56:55	Paul Allen	Aldridge R.C.	162
163	96	57:49	Mark Gilliland	Cobra R.C. & Tri	163
164	279	58:20	Barry Crowley	Sparkhill Harriers	164
165	389	59:30	Michael Pinock	Centurion RR	165
166	158	60:17	Sidney Roberts	Kidderminster & Stourport	166
167	273	60:43	Ben Sales	Solihull & Small Heath A.C.	167
168	40	60:50	David Pye	Amazing Feet	168
169	242	60:55	John Harvey	Sneyd Striders	169
170	252	60:58	Dave Poynton	Sneyd Striders	170
171	356	61:32	Andrew Collins	Sedgley Striders	171
172	15	61:43	Lawrence Hewitt	Aldridge R.C.	172
173	245	62:32	Matt Latham	Sneyd Striders	173
174	323	62:45	Pete Whitehouse	Sphinx AC	174
175	119	68:39	Bryan Knight	Coventry Triathletes	175

**Birmingham & District Invitation Cross Country League**  
**2017-2018 Season - Race Result**  
**Division 3**  
**Race 4**  
**10/02/2018 at Aldridge Airport**  
**hosted by Aldridge RC**  
 Results Version 1 (10/02/2018)




**Senior Men Team Results**

A Team	1	Newcastle (Staffs) AC	4 11 13 23 26 31	108
	2	Solihull & Small Heath A.C.	1 10 19 24 34 47	135
	3	Amazing Feet	8 12 28 32 43 75	198
	4	Severn AC	3 7 20 53 58 64	205
	5	Nuneaton Harriers	6 15 16 21 79 89	226
	6	Sphinx AC	17 22 35 56 70 72	272
	7	Centurion RR	30 37 39 49 65 82	302
	8	Cobra R.C. & Tri	41 44 45 48 54 73	305
	9	Sparkhill Harriers	9 33 50 61 83 90	326
	10	West Bromwich Harriers	5 14 52 76 96 97	340
	11	Aldridge R.C.	18 36 40 57 98 102	351
	12	Sneyd Striders	27 42 63 71 108 119	430
	13	Sedgley Striders	25 29 67 86 115 130	452
	14	Stourbridge R.C.	51 66 84 99 132 157	589
	15	Coventry Triathletes	55 74 85 88 146 151	599
	16	City of B.Ham Striders	80 105 107 116 121 138	667
B Team	1	Newcastle (Staffs) AC	38 46 59 117 140 149	549
	2	Sphinx AC	77 92 93 94 133 134	623
	3	Nuneaton Harriers	91 95 103 104 113 124	630
	4	Aldridge R.C.	106 109 123 135 150 158	781
	5	Centurion RR	118 120 129 136 159 160	822
	6	Sparkhill Harriers	110 125 128 154 155 164	836
	7	Sneyd Striders	122 137 142 169 170 173	913


**Birmingham & District Invitation Cross Country League**  
**2017-18 Season - Series Result**  
**Division 3**  
**Up to Race 4 - end of season**  
**10/02/2018**

Results Version 1 (10/02/2018)



<b>Senior Men</b>		<b>Series Points</b>	<b>Match 1</b>	<b>Match 2</b>	<b>Match 3</b>	<b>Match 4</b>	<b>Total</b>	
1	A Team	Newcastle (Staffs) AC	90	62	57	108	317	
2		Severn AC	141	161	164	205	671	
3		Nuneaton Harriers	178	173	225	226	802	<b>Promoted</b>
4		Amazing Feet	393	225	193	198	1009	
5		Aldridge R.C.	187	189	325	351	1052	
6		Solihull & Small Heath A.C.	233	472	224	135	1064	
7		Sphinx AC	271	400	279	272	1222	
8		Sparkhill Harriers	361	285	307	326	1279	
9		Cobra R.C. & Tri	316	358	341	305	1320	
10		Centurion RR	410	324	296	302	1332	
11		West Bromwich Harriers	334	444	368	340	1486	
12		Stourbridge R.C.	342	345	492	589	1768	
13		Sneyd Striders	491	542	427	430	1890	
14		Coventry Triathletes	473	453	497	599	2022	
15		Sedgley Striders	724	572	542	452	2290	
16		Droitwich AC	463	660	751	dnf	1874	
17		Kidderminster & Stourport	655	692	785	dnf	2132	
18		City of B.Ham Striders	dnf	dnf	745	667	1412	
1	B Team	Nuneaton Harriers	487	513	647	630	2277	
2		Newcastle (Staffs) AC	697	546	521	549	2313	
3		Sparkhill Harriers	713	514	776	836	2839	
4		Aldridge R.C.	645	693	819	781	2938	
5		Centurion RR	867	783	748	822	3220	
6		Sphinx AC	612		559	623	1794	
7		Solihull & Small Heath A.C.			790		790	
8		Sneyd Striders				913	913	
<b>Senior Men</b>		<b>Series Points</b>	<b>Match 1</b>	<b>Match 2</b>	<b>Match 3</b>	<b>Match 4</b>	<b>Total</b>	<b>BestOf3</b>
1	173	Felix McGrath	1	1	1		3	3
2	259	Louie Boot	3		2	1	6	6
3	136	Paul Little	4	3		2	9	9
4	195	Ian Mansell	2	2		6	10	10
5	229	James Rose	5	4	3	3	15	10
6	218	Chris Brown	6	5	4	7	22	15
7	261	Adam Cole	8		7	10	25	25
8	297	Darren Riley	10	8	10	9	37	27
9	368	Kevin Lane		12	8	8	28	28
10	340	Gurmal Dahl	7	10	13	14	44	30
11	167	Martyn Davies		6	6	26	38	38
12	30	David Beasley	12	14	17	12	55	38
13	182	Tim Twentyman	11	17	14	46	88	42
14	188	Eric Fowler	15	16	12	21	64	43
15	179	Tim Sharman	19	18	15	11	63	44
16	171	Bruce Johnson	22	9	16	59	106	47
17	197	Andrew Massey	28	20	18	15	81	53
18	353	Shaun Osbourne	9	7	39		55	55
19	14	Liam Harrold	20	19	20	18	77	57
20	46	Adam Smith	27	21	11		59	59
21	215	Jay Stanley		15	21	25	61	61
22	342	David Long		56	9	5	70	70
23	105	Alex Stephenson	18	22	31	41	112	71
24	222	Alex Hope	30	36	23	20	109	73
25	168	Neil Gerrity	29	26	55	23	133	78
26	31	Steve Clark		25	22	32	79	79
27	309	David Brewis	34		28	17	79	79
28	316	Darren Hallet	25		19	35	79	79
29	263	Chris Dix	37	29	37	24	127	90
30	60	Tom Healy	39	30	30	30	129	90

**Birmingham & District Invitation Cross Country League**  
**2017-18 Season - Series Result**  
**Division 3**  
**Up to Race 4 - end of season**  
**10/02/2018**



Results Version 1 (10/02/2018)

31	112	Richard Bruce	Coventry Triathletes	32	31	29		92	92
32	5	Steve Blakemore	Aldridge R.C.	33	43	24	36	136	93
33	41	Shaw Pye	Amazing Feet	46	39	26	28	139	93
34	27	Mark Shaw	Aldridge R.C.	26	28	48	40	142	94
35	73	Ian Satterthwaite	Centurion RR	24		35	37	96	96
36	243	Nick Hill	Sneyd Striders	35	40	36	27	138	98
37	227	Ian Overthrow	Severn AC	36	33	34		103	103
38	24	Toby Oury	Aldridge R.C.	23		27	57	107	107
39	53	Lee Caves	Centurion RR	54	46	25	39	164	110
40	106	Mike Tovey	Cobra R.C. & Tri	52	32	41	44	169	117
41	219	Richard Brown	Severn AC	17		47	58	122	122
42	268	Steve Howes	Solihull & Small Heath A.C.	31	38	61	60	190	129
43	302	Paul Webster	Sparkhill Harriers	56	50	49	33	188	132
44	313	Allen El-Sour	Sphinx AC	61	55	57	22	195	134
45	232	Sam Turner	Severn AC	47	34	62	53	196	134
46	339	Russell Collins	West Bromwich Harriers	40		50	52	142	142
47	264	Harry Fellows	Solihull & Small Heath A.C.		58	51	34	143	143
48	328	Robert Colman	Stourbridge R.C.	51	48	44	51	194	143
49	196	James Mason	Nuneaton Harriers	57	45	43		145	145
50	322	Rob Wheatley	Sphinx AC	82	60	33	56	231	149
51	111	Errol Brown	Coventry Triathletes		52	46	55	153	153
52	318	Colin Piper	Sphinx AC	42	44	91	72	249	158
53	241	Keith Harrison	Sneyd Striders	50	59	54	63	226	163
54	142	Adam Taylor	Droitwich AC	49	53		68	170	170
55	258	Peter Bacon	Solihull & Small Heath A.C.	75	57	66	47	245	170
56	108	Guy Walton	Cobra R.C. & Tri	59	61	68	54	242	174
57	300	Stuart Underwood	Sparkhill Harriers		67	58	61	186	186
58	358	Mike Walker	Sedgley Striders	70	62	65	67	264	194
59	299	Nick Stringer	Sparkhill Harriers	85	73	72	50	280	195
60	367	Gary Smith	West Bromwich Harriers	66	63	70		199	199
61	91	Steve Cleary	Cobra R.C. & Tri	60	71	69	73	273	200
62	113	Craig Bryan	Coventry Triathletes	62	65	81	85	293	208
63	221	Steve Hale	Severn AC		74	53	87	214	214
64	363	Bob Carvell	Nuneaton Harriers	63	70	84	89	306	217
65	276	Tahir Ahktar	Sparkhill Harriers	67	64		90	221	221
66	186	Mark Bailey	Nuneaton Harriers	69		73	79	221	221
67	320	Paul Slatford	Sphinx AC	80	68	77	77	302	222
68	270	Paul Lloyd	Solihull & Small Heath A.C.	79		82	62	223	223
69	217	Andy Brown	Severn AC	64	79	85	81	309	224
70	118	Sam Key	Coventry Triathletes	81	88	71	74	314	226
71	310	Wayne Broadbent	Sphinx AC	68	76	97	92	333	236
72	187	Peter Barzetovic	Nuneaton Harriers	73	69	121	95	358	237
73	70	Wayne Muddiman	Centurion RR	74	82	83	82	321	238
74	223	Alex Jenkins	Severn AC		91	74	78	243	243
75	321	David West	Sphinx AC	76		79	93	248	248
76	325	James Bellamy	Stourbridge R.C.	93	72	86	99	350	251
77	189	Alan Glaister	Nuneaton Harriers	78	77	125	103	383	258
78	248	Ian Maullin	Sneyd Striders		113	76	71	260	260
79	335	Robert Woodward	Stourbridge R.C.	98	89	87	84	358	260
80	23	Mark O'Rouke	Aldridge R.C.	89	87	90		266	266
81	345	Paul Stevens	West Bromwich Harriers	83	90	104	97	374	270
82	145	Russ Barnes	Kidderminster & Stourport	87	83	101	114	385	271
83	287	Graham Hygate	Sparkhill Harriers	103	95	95	83	376	273
84	202	Nicky Wall	Nuneaton Harriers	90	93		91	274	274
85	338	Gary Clifton	West Bromwich Harriers	94	85	122	96	397	275
86	18	Paul Lucas	Aldridge R.C.	92	84		102	278	278
87	301	Andy Wadsworth	Sparkhill Harriers	95	86	99		280	280
88	304	Barry Adams	Sphinx AC	104	97	89	94	384	280
89	348	Neil Hale	Cobra R.C. & Tri	84		105	100	289	289
90	205	Keith Bate	Sedgley Striders		116	88	86	290	290
91	110	Andrew Barrowcliffe	Coventry Triathletes		98	108	88	294	294
92	364	Jonathon King	Nuneaton Harriers	105	100	96		301	301
93	88	Matthew Stevens	City of B.Ham Striders	101		98	107	306	306
94	289	Andy Manning	Sparkhill Harriers	109	80	118		307	307
95	249	Chris Pinson Bradley	Sneyd Striders	97	108	106		311	311
96	43	Jason Rushgrove	Amazing Feet	106	114	109	101	430	316

# Birmingham & District Invitation Cross Country League

## 2017-18 Season - Series Result

### Division 3

#### Up to Race 4 - end of season

10/02/2018

Results Version 1 (10/02/2018)



97	82	David Nunez Becerra	City of B.Ham Striders		99	116	105	320	320
98	199	Matt Ruff	Nuneaton Harriers	115	104	107	113	439	324
99	288	Andy Law	Sparkhill Harriers	110	94	124	125	453	328
100	71	Andy Rea	Centurion RR	112	102	117	120	451	331
101	204	Nick Wilson	Nuneaton Harriers	128	117	114	104	463	335
102	83	John Bristow	City of B.Ham Striders	108	112	119	116	455	336
103	79	Nav Akhtar	City of B.Ham Striders	100	101		138	339	339
104	58	Kevin Ferncombe	Centurion RR	149	109		112	118	488
105	256	Mark Till	Sneyd Striders	111		110	119	340	340
106	235	Andy Christian	Sneyd Striders	121	115		108	344	344
107	253	Chris Roberts	Sneyd Striders	154	107	120	122	503	349
108	267	Richard Horne	Solihull & Small Heath A.C.	102	127		127	356	356
109	306	Barry Allen	Sphinx AC	124	106	126	134	490	356
110	42	Nick Richards	Amazing Feet	123		136	111	370	370
111	291	Rob Mills	Sparkhill Harriers	125	123	174	128	550	376
112	3	Leith Ally	Aldridge R.C.		143	130	106	379	379
113	240	Gavin Harrison	Sneyd Striders	134	121	141	137	533	392
114	157	Paul Roberts	Kidderminster & Stourport	129	129	149	143	550	401
115	184	Andy Worsley	Newcastle (Staffs) AC	137	128	148	140	553	405
116	20	David McHugh	Aldridge R.C.	130	120		161	411	411
117	2	Paul Allen	Aldridge R.C.	120	133		162	415	415
118	19	Eamon Lyons	Aldridge R.C.	142		142	135	419	419
119	140	James Penlington	Droitwich AC	140		144	141	425	425
120	200	Martin Swan	Nuneaton Harriers	152	142	153	131	578	425
121	29	Martin Wall	Aldridge R.C.		131	146	150	427	427
122	305	Imran Ali	Sphinx AC	146	126	160	156	588	428
123	67	Andy Matthews	Centurion RR	132		163	136	431	431
124	349	Terence Beddington	Kidderminster & Stourport		134	150	147	431	431
125	86	Adam Rathbone	City of B.Ham Striders	147	141	147	152	587	435
126	208	Chris Cook	Sedgley Striders	135	172		130	437	437
127	351	Aaron Baines	Centurion RR		150	164	129	443	443
128	126	Graham Read	Coventry Triathletes		137	162	151	450	450
129	151	Paul Ingram	Kidderminster & Stourport	156	152	161	144	613	452
130	117	Chris Howes	Coventry Triathletes	162	145		146	453	453
131	9	Edward Evitt	Aldridge R.C.	150	153	171	158	632	461
132	63	James Houghton	Centurion RR	163	155	179	159	656	477
133	279	Barry Crowley	Sparkhill Harriers	161	156	167	164	648	481
134	66	Adrian Lloyd	Centurion RR	168	159	168	160	655	487
135	273	Ben Sales	Solihull & Small Heath A.C.	165	163	176	167	671	495
136	40	David Pye	Amazing Feet	172	160	178	168	678	500
137	15	Lawrence Hewitt	Aldridge R.C.	169	161	181	172	683	502
138	158	Sidney Roberts	Kidderminster & Stourport	166		175	166	507	507
139	252	Dave Poynton	Sneyd Striders	176	165		170	511	511
140	245	Matt Latham	Sneyd Striders		169	183	173	525	525
141	119	Bryan Knight	Coventry Triathletes	173		184	175	532	532
142	26	Mike Rogers	Aldridge R.C.	177	170	189		536	536
143	177	Stephen Ratcliffe	Newcastle (Staffs) AC			5	4	9	9
144	162	Shaun Allen	Newcastle (Staffs) AC	16	11			27	27
145	198	Garry Payne	Nuneaton Harriers	13	24			37	37
146	379	Mark Styles	Nuneaton Harriers			27	16	43	43
147	28	Michael Smith	Aldridge R.C.	14	35			49	49
148	374	Dan Williams	Aldridge R.C.		37	32		69	69
149	213	Richard Price	Sedgley Striders		41		29	70	70
150	183	Andrew Walker	Newcastle (Staffs) AC			42	31	73	73
151	170	Rob Haines	Newcastle (Staffs) AC		42		38	80	80
152	107	Carson Tweedie	Cobra R.C. & Tri			38	48	86	86
153	286	Simon Hodges	Sparkhill Harriers	48		40		88	88
154	93	David Daniels	Cobra R.C. & Tri	43	47			90	90
155	352	Pete Walters	Stourbridge R.C.	38	54			92	92
156	78	Daniel Wrenn	Centurion RR		51	60		111	111
157	144	Douglas Ward	Droitwich AC	58		59		117	117
158	191	Lee Harper	Nuneaton Harriers		66	52		118	118
159	334	Rob Taylor	Stourbridge R.C.	53	75			128	128
160	329	Adam Crompton	Stourbridge R.C.			64	66	130	130
161	319	Craig Robinson	Sphinx AC			75	70	145	145
162	395	Carl Beiersdorf	Droitwich AC			80	69	149	149

# Birmingham & District Invitation Cross Country League


## 2017-18 Season - Series Result

### Division 3

#### Up to Race 4 - end of season

10/02/2018


Results Version 1 (10/02/2018)



163	294	Barry O'Neill	Sparkhill Harriers		78	78		156	156
164	159	Steve Smith	Kidderminster & Stourport	65	92			157	157
165	84	Jonathan Evans	City of B.Ham Striders			100	80	180	180
166	176	Jon Ranford	Newcastle (Staffs) AC	88	96			184	184
167	336	Dominic Ashton	West Bromwich Harriers	119			76	195	195
168	373	Pab Maddox	Newcastle (Staffs) AC		105	102		207	207
169	116	Oliver Gibson	Coventry Triathletes	91	119			210	210
170	359	Mandip Thandi	Aldridge R.C.	96			123	219	219
171	366	Neil Comerford	Droitwich AC	99		133		232	232
172	1	Kevin Adams	Aldridge R.C.			135	98	233	233
173	132	Andy Foden	Droitwich AC	113	124			237	237
174	314	Nick Gilkes	Sphinx AC		103	134		237	237
175	394	Mark Cox	Sedgley Striders			123	115	238	238
176	365	Paul Cooper	Centurion RR	141	110			251	251
177	153	Harry Lambert	Kidderminster & Stourport	133	118			251	251
178	383	Murco Overthrow	Severn AC			139	112	251	251
179	160	Martin Wilmott	Kidderminster & Stourport	114		137		251	251
180	283	John Goulding	Sparkhill Harriers	122	130			252	252
181	362	Pete Greenfield	Nuneaton Harriers	131			124	255	255
182	161	John Alcock	Newcastle (Staffs) AC			138	117	255	255
183	13	Trevor Harris	Aldridge R.C.	118		151		269	269
184	65	Julian Landeau	Centurion RR	136	135			271	271
185	146	Ian Clough	Kidderminster & Stourport	127		145		272	272
186	386	Will Chung	Newcastle (Staffs) AC			128	149	277	277
187	99	Chris Pearson	Cobra R.C. & Tri		125	159		284	284
188	76	Len Wallace	Centurion RR	158		127		285	285
189	244	Richard Johnson	Sneyd Striders		144		142	286	286
190	62	Martin Henderson	Centurion RR		132	157		289	289
191	16	Simon Hudson	Aldridge R.C.	138		155		293	293
192	68	Matt McKenna	Centurion RR	151	147			298	298
193	343	Paul Mansell	West Bromwich Harriers	153			148	301	301
194	378	Jonathan Jones	City of B.Ham Striders			165	139	304	304
195	17	Richard Lodge	Aldridge R.C.	159	148			307	307
196	102	Andrew Spencer	Cobra R.C. & Tri	157			153	310	310
197	277	Mark Arnold	Sparkhill Harriers	160			155	315	315
198	206	Nigel Bolton	Sedgley Striders		166	152		318	318
199	38	Chris Hughes	Amazing Feet	164	154			318	318
200	141	Mark Perkins	Droitwich AC		151	169		320	320
201	280	Mick Edwards	Sparkhill Harriers	155		173		328	328
202	138	Kevin McDowell	Droitwich AC		158	177		335	335
203	228	Kevin Probyn	Severn AC	170	167			337	337
204	356	Andrew Collins	Sedgley Striders	171			171	342	342
205	347	Rob Reynolds	Amazing Feet	174	168			342	342
206	389	Michael Pinock	Centurion RR			180	165	345	345
207	242	John Harvey	Sneyd Striders			182	169	351	351
208	137	Peter Lymer	Droitwich AC		171	185		356	356
209	323	Pete Whitehouse	Sphinx AC			187	174	361	361
210	54	Paul Davis	Centurion RR		13			13	13
211	164	Ian Bayliss	Newcastle (Staffs) AC				13	13	13
212	260	Mike Bracken	Solihull & Small Heath A.C.				19	19	19
213	175	Christopher Morgan	Newcastle (Staffs) AC	21				21	21
214	303	Mark Williams	Sparkhill Harriers		23			23	23
215	307	Garry Barnes	Sphinx AC	41				41	41
216	250	Garry Postins	Sneyd Striders				42	42	42
217	33	Curtis Fudge	Amazing Feet				43	43	43
218	344	Karl Moore	West Bromwich Harriers	44				44	44
219	90	David Blake	Cobra R.C. & Tri				45	45	45
220	127	Gary Smith	Coventry Triathletes	45				45	45
221	239	Danny Evans	Sneyd Striders			45		45	45
222	403	Chris Allison	Centurion RR				49	49	49
223	371	Ben Hope	Severn AC		49			49	49
224	211	Tim Lake	Sedgley Striders	55				55	55
225	382	Paul Tatler	Newcastle (Staffs) AC			56		56	56
226	59	Peter Heald	Centurion RR			63		63	63
227	226	Andy Monro	Severn AC				64	64	64
228	57	James Eckloff	Centurion RR				65	65	65



**Birmingham & District Invitation Cross Country League**  
**2017-18 Season - Series Result**  
**Division 3**  
**Up to Race 4 - end of season**  
**10/02/2018**




Results Version 1 (10/02/2018)

229	308	Alex Bartlett	Sphinx AC			67		67	67
230	4	Brett Antill	Aldridge R.C.	71				71	71
231	201	Mark Treadwell	Nuneaton Harriers	72				72	72
232	49	Phil Webber	Amazing Feet			75		75	75
233	236	Mark Clayton	Sneyd Striders	77				77	77
234	284	James Hannon	Sparkhill Harriers		81			81	81
235	34	Andy Georgiou	Amazing Feet	86				86	86
236	75	Ed Wallace	Centurion RR			92		92	92
237	388	David Riley	Sedgley Striders			93		93	93
238	392	Simon Fletcher	Cobra R.C. & Tri			94		94	94
239	152	Niel Kirk	Kidderminster & Stourport			103		103	103
240	350	Chris Houghton	Centurion RR	107				107	107
241	402	Ian Pallett	Aldridge R.C.				109	109	109
242	296	Pete Reeves	Sparkhill Harriers				110	110	110
243	8	Rich Deeley	Aldridge R.C.			111		111	111
244	369	Kevin Naughton	Sphinx AC		111			111	111
245	393	Adam Fletcher	Cobra R.C. & Tri			113		113	113
246	22	Aaron Neath	Aldridge R.C.			115		115	115
247	50	Peter Whittall	Amazing Feet	116				116	116
248	81	Seth Atkin	City of B.Ham Striders	117				117	117
249	396	Ben Dodd	City of B.Ham Striders				121	121	121
250	370	Bob Hopkins	Stourbridge R.C.		122			122	122
251	354	Murray Grimes	Newcastle (Staffs) AC	126				126	126
252	100	Paul Sheppard	Cobra R.C. & Tri				126	126	126
253	262	Will Collins	Solihull & Small Heath A.C.			129		129	129
254	271	Nick Martin	Solihull & Small Heath A.C.			131		131	131
255	398	Alistair McCintosh	Stourbridge R.C.				132	132	132
256	385	Jeremy Guard	Solihull & Small Heath A.C.			132		132	132
257	397	Mitch Timms	Sphinx AC				133	133	133
258	156	Graeme Peirson	Kidderminster & Stourport	136				136	136
259	376	Michael Mason	Aldridge R.C.	138				138	138
260	246	Garry Leask	Sneyd Striders	139				139	139
261	178	Mark Roberts	Newcastle (Staffs) AC	139				139	139
262	275	Ian Sharp	Solihull & Small Heath A.C.			140		140	140
263	337	Andy Bridges	West Bromwich Harriers		140			140	140
264	361	Les Davis	Severn AC	143				143	143
265	77	Neil Wilkes	Centurion RR			143		143	143
266	285	Craig Hinks	Sparkhill Harriers	144				144	144
267	212	Matt Price	Sedgley Striders	145				145	145
268	401	David Stevenson	Sedgley Striders				145	145	145
269	7	Nick Dean	Aldridge R.C.		146			146	146
270	357	Josh Woodberry	Sedgley Striders	148				148	148
271	372	Andrew Vickerman	Newcastle (Staffs) AC		149			149	149
272	281	Charles Fentiman	Sparkhill Harriers				154	154	154
273	169	Nick Gordon	Newcastle (Staffs) AC			154		154	154
274	95	Steve Fletcher	Cobra R.C. & Tri			156		156	156
275	375	Alex Crook	Aldridge R.C.	157				157	157
276	399	Tim Lloyd-Langston	Stourbridge R.C.				157	157	157
277	387	Ed Ingram	Kidderminster & Stourport			158		158	158
278	92	Paul Corn	Cobra R.C. & Tri		162			162	162
279	96	Mark Gilliland	Cobra R.C. & Tri				163	163	163
280	225	Greg Leyshon	Severn AC		164			164	164
281	135	George Little	Droitwich AC			166		166	166
282	114	Les Carter	Coventry Triathletes	167				167	167
283	233	Graham Armstrong	Sneyd Striders			170		170	170
284	326	Paul Bradley	Stourbridge R.C.			172		172	172
285	154	Ron Lynes	Kidderminster & Stourport	175				175	175
286	355	Darren Smith	Newcastle (Staffs) AC	178				178	178
287	381	Paul Hinton	Newcastle (Staffs) AC			186		186	186
288	384	Andy Wilkinson	Sphinx AC			188		188	188

**Birmingham & District Invitation Cross Country League**  
**2017-18 Season - Series Result**  
**Division 3**  
**Up to Race 4 - end of season**  
**10/02/2018**

Results Version 1 (10/02/2018)



<b>Junior Men</b>			<b>Series Points</b>	Match 1	Match 2	Match 3	Match 4	Total	BestOf3
1	259	Louie Boot	Solihull & Small Heath A.C.	1		1	1	3	3
2	264	Harry Fellows	Solihull & Small Heath A.C.		1	2	2	5	5
3	135	George Little	Droitwich AC			3		3	3