

Birmingham & District Invitation Cross Country League

2019-2020 Season - Race Result

Division 3

Race 3

11/01/2020 at Parkhall Country Park, Trentham

hosted by Trentham RC

Results Version 4 (23/01/2020)



Senior Mens Race

Posn	Bib	Time	Name	Club	Age	SenM Pts	JunM Pts
1	304	35:56	Chris McLeod	Solihull & Small Heath A.C.	JunM	1	1
2	298	37:53	Keelan Hopewell	Solihull & Small Heath A.C.	JunM	2	2
3	403	38:11	Stephen Parkes	Tamworth AC		3	
4	344	38:36	David Brewis	Sphinx AC		4	
5	9	38:52	Liam Harrold	Aldridge R.C.		5	
6	396	39:13	Ben Evans	Tamworth AC		6	
7	568	39:35	James Rose	Severn AC		7	
8	291	40:03	Mike Bracken	Solihull & Small Heath A.C.		8	
9	398	40:17	Peter Hackett	Tamworth AC		9	
10	19	40:27	Toby Oury	Aldridge R.C.		10	
11	202	40:31	Stuart Lumsden	Northbrook AC		11	
12	24	40:32	Adam Smith	Aldridge R.C.		12	
13	522	40:46	Bruce Fanshawe	Aldridge R.C.		13	
14	198	40:50	Oliver Jones	Northbrook AC		14	
15	349	41:00	Jack Edwards	Sphinx AC		15	
16	282	41:01	Richard Price	Sedgley Striders		16	
17	511	41:24	Roberto Ortolan	Sphinx AC		17	
18	401	41:25	Dale Langley	Tamworth AC		18	
19	28	41:40	Daniel Williams	Aldridge R.C.		19	
20	547	41:43	Chris Brown	Severn AC		20	
21	258	41:47	Mark Shepherd	Nuneaton Harriers		21	
22	400	41:53	Max Kent	Tamworth AC	JunM	22	3
23	297	41:59	Harry Fellows	Solihull & Small Heath A.C.	JunM	23	4
24	20	42:02	Freddie Penrose	Aldridge R.C.		24	
25	364	42:07	Sam Palmer	Sphinx AC		25	
26	293	42:40	Adam Cole	Solihull & Small Heath A.C.		26	
27	176	42:59	Robin Aston	Northbrook AC		27	
28	600	43:03	Nasir Rafiq	Trentham RC		28	
29	250	43:12	Luke Melling	Nuneaton Harriers		29	
30	223	43:14	Steven Turvey	Northbrook AC		30	
31	549	43:19	David Clarke	Severn AC		31	
32	503	43:23	Lee Moreton	Sedgley Striders		32	
33	394	43:30	Howard Bush	Tamworth AC		33	
34	301	43:33	Prince Laryea	Solihull & Small Heath A.C.	JunM	34	5
35	330	43:37	Darren Riley	Sparkhill Harriers		35	
36	417	43:42	Tomos Hales	Telford Harriers		36	
37	22	43:52	Mark Shaw	Aldridge R.C.		37	
38	455	44:00	Gurmal Singh	West Bromwich Harriers		38	
39	557	44:02	David Howells	Severn AC		39	
40	175	44:31	Rory Anderson	Northbrook AC		40	
41	435	44:33	Ian Heath	Trentham RC		41	
42	92	44:36	Alex Stephenson	Cobra R.C. & Tri		42	
43	354	44:44	Allan Howling	Sphinx AC		43	
44	210	44:51	Tom Mitchell	Northbrook AC		44	
45	241	44:52	Lee Harper	Nuneaton Harriers		45	
46	139	45:03	Gary Davies	Dudley Kingswinford RC		46	
47	412	45:11	Chris Doran	Telford Harriers		47	
48	49	45:20	Rob Eves	Centurion RC		48	
49	216	45:21	Craig Slyde	Northbrook AC		49	
50	573	45:25	John Withers	Severn AC		50	
51	528	45:25	Andy McConville	Northbrook AC		51	
52	521	45:26	Daniel Day	Aldridge R.C.		52	
53	375	45:27	Karl Weatherall	Sphinx AC		53	
54	249	45:28	Andrew Massey	Nuneaton Harriers		54	
55	485	45:30	Nick Hulme	Trentham RC		55	
56	393	45:34	David Brayer	Tamworth AC		56	

Birmingham & District Invitation Cross Country League

2019-2020 Season - Race Result


Division 3

Race 3

11/01/2020 at Parkhall Country Park, Trentham

hosted by Trentham RC

Results Version 4 (23/01/2020)



57	601	45:43	Simon Dunne	Trentham RC		57
58	353	45:45	Darren Hallett	Sphinx AC		58
59	96	45:49	Guy Walton	Cobra R.C. & Tri		59
60	416	45:52	Mark Griffiths	Telford Harriers		60
61	527	45:53	Eddie Roberts	Kidderminster & Stourport		61
62	535	46:06	Keith Harrison	Sneyd Striders		62
63	64	46:08	Ian Satterthwaite	Centurion RC		63
64	279	46:18	Tim Lake	Sedgley Striders		64
65	106	46:21	Sam Key	Coventry Triathletes		65
66	518	46:27	Dan Jordan	Trentham RC		66
67	209	46:42	Liam Mills	Northbrook AC		67
68	452	46:45	Karl Moore	West Bromwich Harriers		68
69	359	46:47	David Morris Gamez	Sphinx AC		69
70	263	46:50	Mark Treadwell	Nuneaton Harriers		70
71	162	46:58	Paul Hyde	Kidderminster & Stourport		71
72	438	DQ	Luke Woodward	Trentham RC		0
73	425	47:17	Andy Pigg	Telford Harriers		72
74	300	47:18	Steve Howes	Solihull & Small Heath A.C.		73
75	407	47:25	Andrew Wright	Tamworth AC		74
76	159	47:31	Brian Currier	Kidderminster & Stourport		75
77	525	47:32	Doug Alcock	Trentham RC		76
78	558	47:45	Alex Jenkins	Severn AC		77
79	368	47:45	Craig Robinson	Sphinx AC		78
80	431	47:58	James Wilson	Telford Harriers		79
81	186	48:04	Tommy Dempsey	Northbrook AC		80
82	490	48:13	James Winney	Coventry Triathletes		81
83	333	48:17	Nick Stringer	Sparkhill Harriers		82
84	289	48:24	Dan Allen	Solihull & Small Heath A.C.		83
85	157	48:41	Phillip Bullock	Kidderminster & Stourport		84
86	328	48:42	Dave Pearson	Sparkhill Harriers		85
87	18	48:44	Mark O'Rouke	Aldridge R.C.		86
88	494	48:48	Tim Rhodes-Jones	Coventry Triathletes		87
89	82	48:53	David Daniels	Cobra R.C. & Tri		88
90	413	48:57	Jon Edmonds	Telford Harriers		89
91	171	49:04	Jason Smith	Kidderminster & Stourport	JunM	90
92	271	49:09	Chris Cook	Sedgley Striders		91
93	137	49:10	Adam Crowle	Dudley Kingswinford RC		92
94	66	49:13	Ed Wallace	Centurion RC		93
95	318	49:33	Simon Hodges	Sparkhill Harriers		94
96	160	49:38	Robin Fearn	Kidderminster & Stourport		95
97	495	49:41	Matt Mold	Sphinx AC		96
98	239	49:43	Chris Hamer-Hodges	Nuneaton Harriers		97
99	16	49:45	Aaron Neath	Aldridge R.C.		98
100	67	49:54	Len Wallace	Centurion RC		99
101	345	49:59	Wayne Broadbent	Sphinx AC		100
102	442	50:06	Russell Collins	West Bromwich Harriers		101
103	94	50:09	Mike Tovey	Cobra R.C. & Tri		102
104	247	50:13	Neal Lowe	Nuneaton Harriers		103
105	179	50:13	Kyle Beddoe	Northbrook AC		104
106	184	50:16	Spencer Davies	Northbrook AC		105
107	454	50:18	Richard Powell	West Bromwich Harriers		106
108	81	50:32	Steve Cleary	Cobra R.C. & Tri		107
109	211	50:42	Terry Moynihan	Northbrook AC		108
110	424	50:50	Richard Palmer	Telford Harriers		109
111	1	50:56	Kevin Adams	Aldridge R.C.		110
112	42	50:57	Graham Thorley	Amazing Feet		111
113	230	51:00	Peter Barzetovic	Nuneaton Harriers		112
114	213	51:01	Paul Robbins	Northbrook AC		113
115	539	51:03	Chris Roberts	Sneyd Striders		114
116	314	51:11	Patrick Finnegan	Sparkhill Harriers		115
117	76	51:12	Richard McKenna	City of Birmingham Striders		116

Birmingham & District Invitation Cross Country League

2019-2020 Season - Race Result

Division 3

Race 3

11/01/2020 at Parkhall Country Park, Trentham

hosted by Trentham RC

Results Version 4 (23/01/2020)



118	529	51:15	David Zidane	Amazing Feet	117
119	62	51:19	Andy Rea	Centurion RC	118
120	87	51:38	Aldo Mussi	Cobra R.C. & Tri	119
121	290	51:43	Peter Bacon	Solihull & Small Heath A.C.	120
122	369	51:47	Paul Slatford	Sphinx AC	121
123	432	51:48	Matthew Burley	Trentham RC	122
124	197	51:50	Antony Hughes	Northbrook AC	123
125	237	52:06	Alan Glaister	Nuneaton Harriers	124
126	71	52:10	Davd Nunez Becerra	City of Birmingham Striders	125
127	307	52:14	Tahir Ahktar	Sparkhill Harriers	126
128	236	52:19	James Gillum	Nuneaton Harriers	127
129	208	52:33	David Mills	Northbrook AC	128
130	84	52:40	Neil Hale	Cobra R.C. & Tri	129
131	204	52:43	Martin McHugh	Northbrook AC	130
132	273	52:47	Billy Davies	Sedgley Striders	131
133	473	52:58	Mark Waplinton	Tamworth AC	132
134	477	53:12	James Whitehouse	Aldridge R.C.	133
135	534	53:14	Gavin Harrison	Sneyd Striders	134
136	309	53:17	Nick Berg	Sparkhill Harriers	135
137	299	53:22	Richard Horne	Solihull & Small Heath A.C.	136
138	296	53:26	John Dowd	Solihull & Small Heath A.C.	137
139	43	53:47	Peter Whittall	Amazing Feet	138
140	177	54:01	Mark Baker	Northbrook AC	139
141	341	54:11	Barry Allen	Sphinx AC	140
142	78	54:30	Shahid Valandil	City of Birmingham Striders	141
143	479	54:30	Martin Gavin	Northbrook AC	142
144	136	54:41	Rory Campbell	Dudley Kingswinford RC	143
145	498	54:44	Francis Mason	Northbrook AC	144
146	451	54:46	Jacob Marklew	West Bromwich Harriers	145
147	276	54:47	Ashley Goodman	Sedgley Striders	146
148	475	DQ	Samuel Hodgkinson	Solihull & Small Heath A.C.	JunM 0
149	510	55:01	Alex Pearce	Dudley Kingswinford RC	147
150	492	55:02	Luke Moore	Amazing Feet	148
151	153	55:06	Richard Tonks	Dudley Kingswinford RC	149
152	15	55:12	Philip Morris	Aldridge R.C.	150
153	32	55:16	Karl Davies	Amazing Feet	151
154	538	55:21	Trevor Payne	Sneyd Striders	152
155	540	55:32	Mark Till	Sneyd Striders	153
156	201	55:36	Adrian Lowe	Northbrook AC	154
157	434	55:38	Adrian Frost	Trentham RC	155
158	169	55:39	Scott Puphlett	Kidderminster & Stourport	156
159	86	55:55	Adrian Marchant	Cobra R.C. & Tri	157
160	14	56:30	Eamon Lyons	Aldridge R.C.	158
161	321	56:38	Andy Manning	Sparkhill Harriers	159
162	445	56:52	Daniel Floyd	West Bromwich Harriers	160
163	21	56:55	Leslie Reeves	Aldridge R.C.	161
164	108	57:11	Graham Read	Coventry Triathletes	162
165	163	57:17	Paul Ingram	Kidderminster & Stourport	163
166	154	57:27	Andrew Weaver	Dudley Kingswinford RC	164
167	156	57:29	Terence Bedington	Kidderminster & Stourport	165
168	310	57:36	Andy Carroll	Sparkhill Harriers	166
169	173	58:17	Martin Willmott	Kidderminster & Stourport	167
170	313	58:52	Charles Fentiman	Sparkhill Harriers	168
171	541	58:56	Robin Corfield	Sneyd Striders	169
172	63	59:29	Eric Robathan	Centurion RC	170
173	23	59:43	Henry Simpson	Aldridge R.C.	171
174	88	60:04	Chris Pearson	Cobra R.C. & Tri	172
175	502	60:05	Peter Chilton	Sedgley Striders	173
176	27	60:18	Martin Wall	Aldridge R.C.	174
177	255	60:43	Karl Percival	Nuneaton Harriers	175
178	491	61:32	Vincent Newton	Nuneaton Harriers	176

Birmingham & District Invitation Cross Country League

2019-2020 Season - Race Result

Division 3

Race 3

11/01/2020 at Parkhall Country Park, Trentham

hosted by Trentham RC

Results Version 4 (23/01/2020)



179	531	63:17	Chris Bate	Sneyd Striders	177
180	170	63:18	Paul Roberts	Kidderminster & Stourport	178
181	38	64:05	Rob Reynolds	Amazing Feet	179
182	196	64:32	Tim Hughes	Northbrook AC	180
183	545	64:33	Stuart Vernon	Sneyd Striders	181
184	52	65:58	Thomas Healy	Centurion RC	182
185	50	65:58	Kevin Ferncombe	Centurion RC	183
186	515	69:02	Mark Ward	Sneyd Striders	184
187	10	69:44	Lawrence Hewitt	Aldridge R.C.	185
188	180	80:22	Graeme Brannen	Northbrook AC	186

Senior Men Team Results

A Team	1	Aldridge R.C.	5 10 12 13 19 24	83
	2	Tamworth AC	3 6 9 18 22 33	91
	3	Solihull & Small Heath A.C.	1 2 8 23 26 34	94
	4	Sphinx AC	4 15 17 25 43 53	157
	5	Northbrook AC	11 14 27 30 40 44	166
	6	Severn AC	7 20 31 39 50 77	224
	7	Nuneaton Harriers	21 29 45 54 70 97	316
	8	Trentham RC	28 41 55 57 66 76	323
	9	Telford Harriers	36 47 60 72 79 89	383
	10	Kidderminster & Stourport	61 71 75 84 90 95	476
	11	Sedgley Striders	16 32 64 91 131 146	480
	12	Cobra R.C. & Tri	42 59 88 102 107 119	517
	13	Sparkhill Harriers	35 82 85 94 115 126	537
	14	Centurion RC	48 63 93 99 118 170	591
	15	West Bromwich Harriers	38 68 101 106 145 160	618
	16	Dudley Kingswinford RC	46 92 143 147 149 164	741
	17	Sneyd Striders	62 114 134 152 153 169	784
	18	Amazing Feet	111 117 138 148 151 179	844
B Team	1	Northbrook AC	49 51 67 80 104 105	456
	2	Aldridge R.C.	37 52 86 98 110 133	516
	3	Sphinx AC	58 69 78 96 100 121	522
	4	Nuneaton Harriers	103 112 124 127 175 176	817

Birmingham & District Invitation Cross Country League


2019-2020 Season - Series Result

Division 3

After Race 3

11/01/2020

Results Version 4 (23/01/2020)



Senior Men			Overall Standings	Match 1	Match 2	Match 3	Match 4	Total	
1	A Team	Tamworth AC	151	71	91			313	
2		Aldridge R.C.	155	138	83			376	
3		Solihull & Small Heath A.C.	224	102	94			420	
4		Sphinx AC	151	119	157			427	
5		Severn AC	158	145	224			527	
6		Northbrook AC	209	345	166			720	
7		Trentham RC	330	338	323			991	
8		Telford Harriers	329	307	383			1019	
9		Nuneaton Harriers	451	412	316			1179	
10		West Bromwich Harriers	334	253	618			1205	
11		Sparkhill Harriers	447	413	537			1397	
12		Cobra R.C. & Tri	465	472	517			1454	
13		Sedgley Striders	428	559	480			1467	
14		Kidderminster & Stourport	554	586	476			1616	
15		Dudley Kingswinford RC	722	597	741			2060	
16		Centurion RC	1178	704	591			2473	
17		Sneyd Striders	1037	696	784			2517	
18		Amazing Feet	585		844			1429	Incomplete team
19		Coventry Triathletes	460					460	Incomplete team
20		Stourbridge R.C.	741					741	Incomplete team
21		City of Birmingham Striders	1215					1215	Incomplete team
Senior Men			B Teams	Match 1	Match 2	Match 3	Match 4	Total	
1	B Team	Northbrook AC	487	583	456			1526	
2		Nuneaton Harriers	898	768	817			2483	
3		Sphinx AC	656		522			1178	
4		Aldridge R.C.	945		516			1461	
5		Solihull & Small Heath A.C.	1016	473				1489	
6		West Bromwich Harriers	929					929	
7		Sparkhill Harriers	1019					1019	
Senior Men			Senior Men	Match 1	Match 2	Match 3	Match 4	Total	BestOf3
1	298	Keelan Hopewell	Solihull & Small Heath A.C.	2	2	2		6	6
2	344	David Brewis	Sphinx AC	3	5	4		12	12
3	9	Liam Harrold	Aldridge R.C.	9	8	5		22	22
4	398	Peter Hackett	Tamworth AC	10	9	9		28	28
5	19	Toby Oury	Aldridge R.C.	11	13	10		34	34
6	349	Jack Edwards	Sphinx AC	7	14	15		36	36
7	24	Adam Smith	Aldridge R.C.	14	12	12		38	38
8	401	Dale Langley	Tamworth AC	18	10	18		46	46
9	396	Ben Evans	Tamworth AC	29	16	6		51	51
10	258	Mark Shepherd	Nuneaton Harriers	16	22	21		59	59
11	547	Chris Brown	Severn AC	26	18	20		64	64
12	297	Harry Fellows	Solihull & Small Heath A.C.	25	17	23		65	65
13	28	Daniel Williams	Aldridge R.C.	31	21	19		71	71
14	364	Sam Palmer	Sphinx AC	38	19	25		82	82
15	293	Adam Cole	Solihull & Small Heath A.C.	41	23	26		90	90
16	394	Howard Bush	Tamworth AC	36	27	33		96	96
17	330	Darren Riley	Sparkhill Harriers	30	31	35		96	96
18	455	Gurmal Singh	West Bromwich Harriers	27	33	38		98	98
19	417	Tomos Hales	Telford Harriers	32	34	36		102	102
20	375	Karl Weatherall	Sphinx AC	33	26	53		112	112
21	22	Mark Shaw	Aldridge R.C.	43	36	37		116	116
22	301	Prince Laryea	Solihull & Small Heath A.C.	50	35	34		119	119
23	209	Liam Mills	Northbrook AC	37	28	67		132	132
24	557	David Howells	Severn AC	59	39	39		137	137
25	92	Alex Stephenson	Cobra R.C. & Tri	40	55	42		137	137
26	412	Chris Doran	Telford Harriers	58	45	47		150	150
27	435	Ian Heath	Trentham RC	60	50	41		151	151
28	393	David Brayer	Tamworth AC	52	47	56		155	155
29	210	Tom Mitchell	Northbrook AC	71	52	44		167	167
30	558	Alex Jenkins	Severn AC	64	40	77		181	181
31	416	Mark Griffiths	Telford Harriers	63	61	60		184	184
32	249	Andrew Massey	Nuneaton Harriers	89	54	54		197	197
33	279	Tim Lake	Sedgley Striders	69	69	64		202	202


Birmingham & District Invitation Cross Country League

2019-2020 Season - Series Result

Division 3

After Race 3

11/01/2020



Results Version 4 (23/01/2020)

34	425	Andy Pigg	Telford Harriers	79	56	72	207	207
35	452	Karl Moore	West Bromwich Harriers	82	59	68	209	209
36	96	Guy Walton	Cobra R.C. & Tri	85	65	59	209	209
37	263	Mark Treadwell	Nuneaton Harriers	73	66	70	209	209
38	162	Paul Hyde	Kidderminster & Stourport	84	63	71	218	218
39	333	Nick Stringer	Sparkhill Harriers	55	86	82	223	223
40	431	James Wilson	Telford Harriers	93	62	79	234	234
41	300	Steve Howes	Solihull & Small Heath A.C.	105	57	73	235	235
42	216	Craig Slyde	Northbrook AC	109	79	49	237	237
43	318	Simon Hodges	Sparkhill Harriers	75	72	94	241	241
44	485	Nick Hulme	Trentham RC	112	77	55	244	244
45	368	Craig Robinson	Sphinx AC	104	68	78	250	250
46	407	Andrew Wright	Tamworth AC	107	75	74	256	256
47	94	Mike Tovey	Cobra R.C. & Tri	100	67	102	269	269
48	518	Dan Jordan	Trentham RC	163	42	66	271	271
49	535	Keith Harrison	Sneyd Striders	141	70	62	273	273
50	239	Chris Hamer-Hodges	Nuneaton Harriers	124	74	97	295	295
51	359	David Morris Gamez	Sphinx AC	151	88	69	308	308
52	454	Richard Powell	West Bromwich Harriers	130	80	106	316	316
53	160	Robin Fearn	Kidderminster & Stourport	132	91	95	318	318
54	314	Patrick Finnegan	Sparkhill Harriers	118	96	115	329	329
55	184	Spencer Davies	Northbrook AC	131	94	105	330	330
56	204	Martin McHugh	Northbrook AC	120	87	130	337	337
57	81	Steve Cleary	Cobra R.C. & Tri	148	102	107	357	357
58	230	Peter Barzetovic	Nuneaton Harriers	143	106	112	361	361
59	432	Matthew Burley	Trentham RC	127	114	122	363	363
60	534	Gavin Harrison	Sneyd Striders	139	100	134	373	373
61	345	Wayne Broadbent	Sphinx AC	155	121	100	376	376
62	539	Chris Roberts	Sneyd Striders	160	119	114	393	393
63	307	Tahir Ahktar	Sparkhill Harriers	150	120	126	396	396
64	84	Neil Hale	Cobra R.C. & Tri	169	105	129	403	403
65	237	Alan Glaister	Nuneaton Harriers	159	124	124	407	407
66	208	David Mills	Northbrook AC	172	111	128	411	411
67	62	Andy Rea	Centurion RC	186	107	118	411	411
68	236	James Gillum	Nuneaton Harriers	173	123	127	423	423
69	276	Ashley Goodman	Sedgley Striders	176	117	146	439	439
70	538	Trevor Payne	Sneyd Striders	182	110	152	444	444
71	15	Philip Morris	Aldridge R.C.	183	118	150	451	451
72	177	Mark Baker	Northbrook AC	188	125	139	452	452
73	163	Paul Ingram	Kidderminster & Stourport	196	143	163	502	502
74	201	Adrian Lowe	Northbrook AC	202	149	154	505	505
75	156	Terence Bedington	Kidderminster & Stourport	212	134	165	511	511
76	173	Martin Willmott	Kidderminster & Stourport	210	146	167	523	523
77	491	Vincent Newton	Nuneaton Harriers	214	147	176	537	537
78	541	Robin Corfield	Sneyd Striders	225	145	169	539	539
79	304	Chris McLeod	Solihull & Small Heath A.C.		1	1	2	2
80	402	Sylvian Letendart	Tamworth AC	6	3		9	9
81	570	Peter Stephens	Severn AC	5	4		9	9
82	403	Stephen Parkes	Tamworth AC		6	3	9	9
83	568	James Rose	Severn AC		7	7	14	14
84	444	Harry Evans	West Bromwich Harriers	8	11		19	19
85	291	Mike Bracken	Solihull & Small Heath A.C.	15		8	23	23
86	198	Oliver Jones	Northbrook AC	13		14	27	27
87	164	Dan Kimber	Kidderminster & Stourport	12	15		27	27
88	436	Martin Hull	Trentham RC	19	20		39	39
89	282	Richard Price	Sedgley Striders	24		16	40	40
90	373	Sergio Torija	Sphinx AC	22	25		47	47
91	511	Roberto Ortolan	Sphinx AC		30	17	47	47
92	400	Max Kent	Tamworth AC		32	22	54	54
93	567	Will Richmond	Severn AC	23	37		60	60
94	449	David Long	West Bromwich Harriers	35	29		64	64
95	503	Lee Moreton	Sedgley Striders		38	32	70	70
96	176	Robin Aston	Northbrook AC	46		27	73	73
97	549	David Clarke	Severn AC	44		31	75	75
98	175	Rory Anderson	Northbrook AC	39		40	79	79
99	223	Steven Turvey	Northbrook AC	61		30	91	91
100	367	Colin Piper	Sphinx AC	51	44		95	95
101	26	Gordon Walker	Aldridge R.C.	47	48		95	95
102	139	Gary Davies	Dudley Kingswinford RC	49		46	95	95
103	335	Michael Wade	Sparkhill Harriers	54	43		97	97
104	457	Mark Williams	West Bromwich Harriers	56	41		97	97


Birmingham & District Invitation Cross Country League

2019-2020 Season - Series Result

Division 3

After Race 3

11/01/2020



Results Version 4 (23/01/2020)

105	241	Lee Harper	Nuneaton Harriers	68		45	113	113
106	203	Andrew McConville	Northbrook AC	53	64		117	117
107	573	John Withers	Severn AC	74		50	124	124
108	194	Matthew Hathrell	Northbrook AC	86	51		137	137
109	106	Sam Key	Coventry Triathletes	72		65	137	137
110	4	Steve Blakemore	Aldridge R.C.	78	60		138	138
111	148	Jonathan Pearce	Dudley Kingswinford RC	88	53		141	141
112	186	Tommy Dempsey	Northbrook AC		71	80	151	151
113	141	Mark Gatenby	Dudley Kingswinford RC	101	58		159	159
114	82	David Daniels	Cobra R.C. & Tri	76		88	164	164
115	18	Mark O'Rouke	Aldridge R.C.	80		86	166	166
116	289	Dan Allen	Solihull & Small Heath A.C.		83	83	166	166
117	490	James Winney	Coventry Triathletes	87		81	168	168
118	159	Brian Currier	Kidderminster & Stourport	97		75	172	172
119	66	Ed Wallace	Centurion RC		82	93	175	175
120	413	Jon Edmonds	Telford Harriers	99		89	188	188
121	211	Terry Moynihan	Northbrook AC		81	108	189	189
122	303	Paul Lloyd	Solihull & Small Heath A.C.	91	99		190	190
123	316	James Hannon	Sparkhill Harriers	115	85		200	200
124	274	Luke de Jong	Sedgley Striders	113	95		208	208
125	369	Paul Slatford	Sphinx AC		89	121	210	210
126	137	Adam Crowle	Dudley Kingswinford RC		122	92	214	214
127	171	Jason Smith	Kidderminster & Stourport	133		90	223	223
128	290	Peter Bacon	Solihull & Small Heath A.C.	106		120	226	226
129	453	David Page	West Bromwich Harriers	134	92		226	226
130	440	Gary Clifton	West Bromwich Harriers	128	98		226	226
131	495	Matt Mold	Sphinx AC	135		96	231	231
132	193	Steve Handy	Northbrook AC	136	97		233	233
133	299	Richard Horne	Solihull & Small Heath A.C.		104	136	240	240
134	494	Tim Rhodes-Jones	Coventry Triathletes	157		87	244	244
135	266	Stephen White	Nuneaton Harriers	147	103		250	250
136	288	Stuart Albutt	Solihull & Small Heath A.C.	166	84		250	250
137	136	Rory Campbell	Dudley Kingswinford RC		126	143	269	269
138	451	Jacob Marklew	West Bromwich Harriers	126		145	271	271
139	257	Steven Randle	Nuneaton Harriers	178	93		271	271
140	498	Francis Mason	Northbrook AC		128	144	272	272
141	320	Andy Law	Sparkhill Harriers	165	109		274	274
142	433	Paul Burslem	Trentham RC	161	115		276	276
143	510	Alex Pearce	Dudley Kingswinford RC		132	147	279	279
144	144	David Hickman	Dudley Kingswinford RC	171	108		279	279
145	179	Kyle Beddoe	Northbrook AC	177		104	281	281
146	327	Barry O'Neill	Sparkhill Harriers	180	101		281	281
147	86	Adrian Marchant	Cobra R.C. & Tri		127	157	284	284
148	76	Richard McKenna	City of Birmingham Striders	168		116	284	284
149	53	Martin Henderson	Centurion RC	174	112		286	286
150	473	Mark Waplington	Tamworth AC	154		132	286	286
151	341	Barry Allen	Sphinx AC	158		140	298	298
152	63	Eric Robathan	Centurion RC		135	170	305	305
153	153	Richard Tonks	Dudley Kingswinford RC	164		149	313	313
154	296	John Dowd	Solihull & Small Heath A.C.	181		137	318	318
155	255	Karl Percival	Nuneaton Harriers		144	175	319	319
156	88	Chris Pearson	Cobra R.C. & Tri		148	172	320	320
157	447	Dave Jones	West Bromwich Harriers	193	129		322	322
158	502	Peter Chilton	Sedgley Striders		150	173	323	323
159	531	Chris Bate	Sneyd Striders		152	177	329	329
160	170	Paul Roberts	Kidderminster & Stourport		154	178	332	332
161	545	Stuart Vernon	Sneyd Striders		153	181	334	334
162	479	Martin Gavin	Northbrook AC	194		142	336	336
163	515	Mark Ward	Sneyd Striders		155	184	339	339
164	540	Mark Till	Sneyd Striders	190		153	343	343
165	492	Luke Moore	Amazing Feet	198		148	346	346
166	158	Ian Clough	Kidderminster & Stourport	207	140		347	347
167	489	Richard Jones	Dudley Kingswinford RC	219	130		349	349
168	55	Julian Landeau	Centurion RC	213	137		350	350
169	268	Nick Wilson	Nuneaton Harriers	218	136		354	354
170	151	Ray Selwood	Dudley Kingswinford RC	216	139		355	355
171	445	Daniel Floyd	West Bromwich Harriers	199		160	359	359
172	234	Peter Everitt	Nuneaton Harriers	221	141		362	362
173	21	Leslie Reeves	Aldridge R.C.	206		161	367	367
174	50	Kevin Ferncombe	Centurion RC	185		183	368	368
175	261	Martin Swan	Nuneaton Harriers	227	142		369	369


Birmingham & District Invitation Cross Country League

2019-2020 Season - Series Result

Division 3

After Race 3

11/01/2020



Results Version 4 (23/01/2020)

176	78	Shahid Valandil	City of Birmingham Striders	230		141	371	371
177	54	James Houghton	Centurion RC	228	156		384	384
178	178	Fraser Barrett	Northbrook AC	234	151		385	385
179	313	Charles Fentiman	Sparkhill Harriers	217		168	385	385
180	312	Mick Edwards	Sparkhill Harriers	239	157		396	396
181	56	Adrian Lloyd	Centurion RC	241	158		399	399
182	38	Rob Reynolds	Amazing Feet	233		179	412	412
183	10	Lawrence Hewitt	Aldridge R.C.	240		185	425	425
184	487	Harry Bishop	Severn AC	1			1	1
185	409	Dean Aston	Telford Harriers	4			4	4
186	202	Stuart Lumsden	Northbrook AC			11	11	11
187	522	Bruce Fanshawe	Aldridge R.C.			13	13	13
188	283	Jack Tibbetts	Sedgley Striders	17			17	17
189	579	Eyob Asmelsh	Trentham RC	20			20	20
190	185	Damien Dear	Northbrook AC	21			21	21
191	20	Freddie Penrose	Aldridge R.C.			24	24	24
192	295	Chris Dix	Solihull & Small Heath A.C.		24		24	24
193	29	Dave Beasley	Amazing Feet	28			28	28
194	600	Nasir Rafiq	Trentham RC			28	28	28
195	250	Luke Melling	Nuneaton Harriers			29	29	29
196	41	Adam Smith	Amazing Feet	34			34	34
197	80	David Blake	Cobra R.C. & Tri	42			42	42
198	354	Allan Howling	Sphinx AC			43	43	43
199	101	Richard Bruce	Coventry Triathletes	45			45	45
200	306	Tom Symmons	Solihull & Small Heath A.C.		46		46	46
201	49	Rob Eves	Centurion RC			48	48	48
202	355	Pawel Langer	Sphinx AC	48			48	48
203	429	Kevin Taylor	Telford Harriers		49		49	49
204	528	Andy McConville	Northbrook AC			51	51	51
205	521	Daniel Day	Aldridge R.C.			52	52	52
206	578	Martin Mcguigan	Trentham RC	57			57	57
207	601	Simon Dunne	Trentham RC			57	57	57
208	353	Darren Hallett	Sphinx AC			58	58	58
209	527	Eddie Roberts	Kidderminster & Stourport			61	61	61
210	486	Colin McEvoy	Trentham RC	62			62	62
211	64	Ian Satterthwaite	Centurion RC			63	63	63
212	100	Chris Beck	Coventry Triathletes	65			65	65
213	129	Adam Taylor	Droitwich AC	66			66	66
214	399	John Jenkins	Tamworth AC	67			67	67
215	200	James Lacey	Northbrook AC	70			70	70
216	438	Luke Woodward	Trentham RC		73	0	73	73
217	514	Warren Thomas	Trentham RC		76		76	76
218	525	Doug Alcock	Trentham RC			76	76	76
219	103	Paul Griffin	Coventry Triathletes	77			77	77
220	83	Desta Hagos	Cobra R.C. & Tri		78		78	78
221	389	Pete Walters	Stourbridge R.C.	81			81	81
222	390	Daniel Williams	Stourbridge R.C.	83			83	83
223	157	Phillip Bullock	Kidderminster & Stourport			84	84	84
224	328	Dave Pearson	Sparkhill Harriers			85	85	85
225	222	Darren Taplin	Northbrook AC	90			90	90
226	505	Steve Wood	Sedgley Striders		90		90	90
227	271	Chris Cook	Sedgley Striders			91	91	91
228	339	James Abrams	Sphinx AC	92			92	92
229	30	John Carroll	Amazing Feet	94			94	94
230	284	Mike Walker	Sedgley Striders	95			95	95
231	155	Russ Barnes	Kidderminster & Stourport	96			96	96
232	16	Aaron Neath	Aldridge R.C.			98	98	98
233	39	Nick Richards	Amazing Feet	98			98	98
234	67	Len Wallace	Centurion RC			99	99	99
235	442	Russell Collins	West Bromwich Harriers			101	101	101
236	240	Steve Hargrave	Nuneaton Harriers	102			102	102
237	246	Jon King	Nuneaton Harriers	103			103	103
238	247	Neal Lowe	Nuneaton Harriers			103	103	103
239	551	Adrian England	Severn AC	108			108	108
240	424	Richard Palmer	Telford Harriers			109	109	109
241	1	Kevin Adams	Aldridge R.C.			110	110	110
242	281	Matt Price	Sedgley Striders	110			110	110
243	391	Robert Woodward	Stourbridge R.C.	111			111	111
244	42	Graham Thorley	Amazing Feet			111	111	111
245	213	Paul Robbins	Northbrook AC			113	113	113
246	517	Mark Parker	Northbrook AC		113		113	113


Birmingham & District Invitation Cross Country League

2019-2020 Season - Series Result

Division 3

After Race 3


11/01/2020



Results Version 4 (23/01/2020)

247	110	Daniel Walker	Coventry Triathletes	114		114	114
248	430	Steve Walker	Telford Harriers		116	116	116
249	385	Adam Crompton	Stourbridge R.C.	116		116	116
250	552	Steve Hale	Severn AC	117		117	117
251	529	David Zidane	Amazing Feet		117	117	117
252	410	Victor Bennett	Telford Harriers	119		119	119
253	87	Aldo Mussi	Cobra R.C. & Tri		119	119	119
254	270	Keith Bate	Sedgley Striders	121		121	121
255	85	Kin Wai Lee	Cobra R.C. & Tri	122		122	122
256	197	Antony Hughes	Northbrook AC		123	123	123
257	342	Alex Bartlett	Sphinx AC	123		123	123
258	71	Davd Nunez Becerra	City of Birmingham Striders		125	125	125
259	97	Mark Warren	Cobra R.C. & Tri	125		125	125
260	224	Austin Wade	Northbrook AC	129		129	129
261	273	Billy Davies	Sedgley Striders		131	131	131
262	46	Paul Cooper	Centurion RC		131	131	131
263	392	Derek Bolton	Tamworth AC		133	133	133
264	477	James Whitehouse	Aldridge R.C.		133	133	133
265	309	Nick Berg	Sparkhill Harriers		135	135	135
266	280	Scott Marsh	Sedgley Striders	137		137	137
267	256	Will Pither	Nuneaton Harriers		138	138	138
268	221	Ben Tabram	Northbrook AC	138		138	138
269	43	Peter Whittall	Amazing Feet		138	138	138
270	130	Douglas Ward	Droitwich AC	140		140	140
271	493	Steven Moore	Amazing Feet	142		142	142
272	118	Ashley Harris	Droitwich AC	144		144	144
273	439	Dominic Ashton	West Bromwich Harriers	145		145	145
274	388	Rob Taylor	Stourbridge R.C.	146		146	146
275	146	Sergej Ljubownikow	Dudley Kingswinford RC	149		149	149
276	32	Karl Davies	Amazing Feet		151	151	151
277	242	Andy Harris	Nuneaton Harriers	152		152	152
278	332	Will Silkstone	Sparkhill Harriers	153		153	153
279	434	Adrian Frost	Trentham RC		155	155	155
280	169	Scott Puphlett	Kidderminster & Stourport		156	156	156
281	189	Richard French	Northbrook AC	156		156	156
282	14	Eamon Lyons	Aldridge R.C.		158	158	158
283	321	Andy Manning	Sparkhill Harriers		159	159	159
284	108	Graham Read	Coventry Triathletes		162	162	162
285	172	Steve Smith	Kidderminster & Stourport	162		162	162
286	154	Andrew Weaver	Dudley Kingswinford RC		164	164	164
287	310	Andy Carroll	Sparkhill Harriers		166	166	166
288	356	Dave McLean	Sphinx AC	167		167	167
289	98	Andrew Willetts	Cobra R.C. & Tri	170		170	170
290	23	Henry Simpson	Aldridge R.C.		171	171	171
291	27	Martin Wall	Aldridge R.C.		174	174	174
292	374	Sam Ward	Sphinx AC	175		175	175
293	187	Owen Drage	Northbrook AC	179		179	179
294	196	Tim Hughes	Northbrook AC		180	180	180
295	52	Thomas Healy	Centurion RC		182	182	182
296	329	Pete Reeves	Sparkhill Harriers	184		184	184
297	180	Graeme Brannen	Northbrook AC		186	186	186
298	319	Graham Hygate	Sparkhill Harriers	187		187	187
299	508	Ian Dicken	Amazing Feet	189		189	189
300	484	Balal Qureshi	City of Birmingham Striders	191		191	191
301	57	Andy Matthews	Centurion RC	192		192	192
302	70	Adam Rathbone	City of Birmingham Striders	195		195	195
303	11	Simon Hudson	Aldridge R.C.	197		197	197
304	73	John Bristow	City of Birmingham Striders	200		200	200
305	17	Marcus Nye	Aldridge R.C.	201		201	201
306	182	Kevin Coughlan	Northbrook AC	203		203	203
307	382	James Bellamy	Stourbridge R.C.	204		204	204
308	272	Mark Cox	Sedgley Striders	205		205	205
309	192	Richard Gould	Northbrook AC	208		208	208
310	482	Steve Zouch	Sphinx AC	209		209	209
311	464	Michael Duggan	Northbrook AC	211		211	211
312	488	David Hadley	Northbrook AC	215		215	215
313	475	Samuel Hodkinson	Solihull & Small Heath A.C.	220	0	220	220
314	134	Dirk Baynham	Dudley Kingswinford RC	222		222	222
315	238	Pete Greenfield	Nuneaton Harriers	223		223	223
316	317	Craig Hinks	Sparkhill Harriers	224		224	224
317	183	Tom Cox	Northbrook AC	226		226	226

Birmingham & District Invitation Cross Country League
2019-2020 Season - Series Result
Division 3
After Race 3
11/01/2020



Results Version 4 (23/01/2020)

318	102	Cliff Evans.	Coventry Triathletes	229	229	229
319	77	Seth Atkin	City of Birmingham Striders	231	231	231
320	125	James Penlington	Droitwich AC	232	232	232
321	149	Matthew Queen	Dudley Kingswinford RC	235	235	235
322	259	Haden Smith	Nuneaton Harriers	236	236	236
323	308	Mark Arnold	Sparkhill Harriers	237	237	237
324	476	Cameron Brown	Solihull & Small Heath A.C.	238	238	238
325	36	David Pye	Amazing Feet	242	242	242
326	5	Barinderjit Cheema	Aldridge R.C.	243	243	243

Junior Men			Series Points					
			Match 1	Match 2	Match 3	Match 4	Total	BestOf3
1	298	Keelan Hopewell	Solihull & Small Heath A.C.	1	2	2	5	5
2	297	Harry Fellows	Solihull & Small Heath A.C.	3	4	4	11	11
3	301	Prince Laryea	Solihull & Small Heath A.C.	4	6	5	15	15
4	304	Chris McLeod	Solihull & Small Heath A.C.		1	1	2	2
5	164	Dan Kimber	Kidderminster & Stourport	2	3		5	5
6	400	Max Kent	Tamworth AC		5	3	8	8
7	171	Jason Smith	Kidderminster & Stourport	6		6	12	12
8	274	Luke de Jong	Sedgley Striders	5	8		13	13
9	475	Samuel Hodgkinson	Solihull & Small Heath A.C.	7			7	7
10	306	Tom Symmons	Solihull & Small Heath A.C.		7		7	7