

**Birmingham & District Invitation Cross Country League
2012-13 Season - Team Race Results**


Division 3

Race 2

01/12/2012

Venue : Burbage Common, hosted by Nuneaton Harriers

Results Version 2 (14/12/2012)



Posn	Bib	Time	Name	Club	Age	Pts
1	350	36:25	Matt Amos	Nuneaton Harriers	SenM	1
2	229	37:33	Dan Rebeiro	Solihull & Small Heath A.C.	SenM	2 Jun 1
3	25	37:59	Jake Waples	Nuneaton Harriers	SenM	3 Jun 2
4	228	38:09	Dan Strang	Solihull & Small Heath A.C.	SenM	4
5	117	38:52	Darren Riley	Sparkhill Harriers	SenM	5
6	58	38:57	Andy Sprague	Dudley Kingswinford R.C.	SenM	6
7	227	39:08	Alex Lambert	Solihull & Small Heath A.C.	SenM	7
8	46	39:30	James Jefferson	West Bromwich Harriers	SenM	8
9	47	39:44	Gurmal Singh	West Bromwich Harriers	SenM	9
10	325	39:48	Alex Thorley	Kidderminster & Stourport	SenM	10
11	23	39:53	Scott Hastings	Nuneaton Harriers	SenM	11
12	347	39:53	Matt Giles	Stourbridge R.C.	SenM	12
13	125	40:03	Mick O' Shea	Northbrook AC	SenM	13
14	167	40:08	Harry Redford	Massey Ferguson R.C.	SenM	14
15	16	40:29	Matthew Tonks	Nuneaton Harriers	SenM	15
16	355	40:33	Alistair Fleming	Nuneaton Harriers	SenM	16
17	235	40:38	Carl Semple	Massey Ferguson R.C.	SenM	17
18	185	41:05	Lee Moreton	Black Country Triathletes	SenM	18
19	24	41:12	Andy Massey	Nuneaton Harriers	SenM	19
20	141	41:18	John Carroll	Kidderminster & Stourport	SenM	20
21	110	41:37	Stuart Underwood	Sparkhill Harriers	SenM	21
22	230	41:49	Steve Howes	Solihull & Small Heath A.C.	SenM	22
23	119	41:50	John Wilson	Northbrook AC	SenM	23
24	165	42:02	Dave Clarke	Massey Ferguson R.C.	SenM	24
25	122	42:08	Mark Baker	Northbrook AC	SenM	25
26	132	42:10	Richard French	Northbrook AC	SenM	26
27	59	42:13	Kevin Duckworth	Dudley Kingswinford R.C.	SenM	27
28	160	42:16	Tony Hoy	Massey Ferguson R.C.	SenM	28
29	188	42:20	Alistair Brown	Black Country Triathletes	SenM	29
30	330	42:24	Mark Bridgwood	Stafford Harriers	SenM	30
31	128	42:25	Martin Winch	Northbrook AC	SenM	31
32	2	42:27	Duncan Cornish	Stourbridge R.C.	SenM	32
33	174	42:29	Mike Tovey	Cobra R.C.	SenM	33
34	13	42:32	Eric Fowler	Nuneaton Harriers	SenM	34
35	6	42:36	Matt Cooper	Stourbridge R.C.	SenM	35
36	332	42:39	Phil Hilsdon	Stafford Harriers	SenM	36
37	218	42:41	Kirk Denton	Droitwich AC	SenM	37
38	116	42:42	Andy Truswell	Sparkhill Harriers	SenM	38
39	166	42:44	Ian Redford	Massey Ferguson R.C.	SenM	39
40	79	42:50	Gary Postins	Sneyd Striders	SenM	40
41	3	42:54	Kevin Burke	Stourbridge R.C.	SenM	41
42	48	42:59	Steve Pitt	West Bromwich Harriers	SenM	42
43	216	43:09	Tom Boden	Droitwich AC	SenM	43
44	45	43:11	John Horrocks	Oak Park R.C.	SenM	44
45	139	43:12	Pete Kirkhope	Northbrook AC	SenM	45
46	60	43:13	Dave Norman	Dudley Kingswinford R.C.	SenM	46
47	190	43:18	Neil Millward	Black Country Triathletes	SenM	47
48	33	43:20	Craig Watters	Oak Park R.C.	SenM	48
49	175	43:26	Steve Cleary	Cobra R.C.	SenM	49
50	8	43:28	Tony Warner	Stourbridge R.C.	SenM	50
51	187	43:29	Mike Anslow	Black Country Triathletes	SenM	51
52	62	43:30	Gary Bonner	Dudley Kingswinford R.C.	SenM	52
53	66	43:32	Mark Gallimore	Dudley Kingswinford R.C.	SenM	53
54	146	43:39	Bob Park	Kidderminster & Stourport	SenM	54
55	61	43:40	Rob Kennard	Dudley Kingswinford R.C.	SenM	55
56	118	43:40	Patrick Finnegan	Sparkhill Harriers	SenM	56
57	158	43:44	Peter Paprcka	Massey Ferguson R.C.	SenM	57
58	157	43:49	Chris Ross	Stafford Harriers	SenM	58
59	164	43:50	Dave Conway	Massey Ferguson R.C.	SenM	59
60	133	43:54	Rob Barry	Northbrook AC	SenM	60

**Birmingham & District Invitation Cross Country League
2012-13 Season - Team Race Results**


Division 3

Race 2

01/12/2012

Venue : Burbage Common, hosted by Nuneaton Harriers

Results Version 2 (14/12/2012)



Posn	Bib	Time	Name	Club	Age	Pts
61	395	44:09	Pete Austin	Northbrook AC	SenM	61
62	335	44:15	Jason Nicholson	Massey Ferguson R.C.	SenM	62
63	67	44:17	Rich Bate	Dudley Kingswinford R.C.	SenM	63
64	32	44:17	Ed Milbourn	Coventry Triathletes	SenM	64
65	78	44:19	Adam Brannon	Sneyd Striders	SenM	65
66	100	44:20	Jordan Maddocks	Peel Road Runners	SenM	66
67	120	44:22	Paul Stead	Northbrook AC	SenM	67
68	127	44:31	Steve Bottomley	Northbrook AC	SenM	68
69	391	44:34	Tahir Akhtar	Sparkhill Harriers	SenM	69
70	65	44:35	Steve Wood	Dudley Kingswinford R.C.	SenM	70
71	154	44:39	Darren Mattocks	Stafford Harriers	SenM	71
72	232	44:45	Paul Lloyd	Solihull & Small Heath A.C.	SenM	72
73	163	44:46	Richard Taylor	Massey Ferguson R.C.	SenM	73
74	219	44:47	Douglas Ward	Droitwich AC	SenM	74
75	18	44:49	Jared Wilson	Nuneaton Harriers	SenM	75
76	124	44:50	Pete Fellows	Northbrook AC	SenM	76
77	35	44:50	Geoff Farmer	Oak Park R.C.	SenM	77
78	340	45:03	Aldo Mussi	Cobra R.C.	SenM	78
79	300	45:05	Neil Howells	Black Country Triathletes	SenM	79
80	11	45:08	Peter Barzetovic	Nuneaton Harriers	SenM	80
81	212	45:20	Paul Burch	Aldridge R.C.	SenM	81
82	34	45:24	Ian Wood	Oak Park R.C.	SenM	82
83	49	45:26	Dave Jones	West Bromwich Harriers	SenM	83
84	111	45:35	Rob Mills	Sparkhill Harriers	SenM	84
85	82	45:41	Pete Horton	Sneyd Striders	SenM	85
86	126	45:45	Steve Turvey	Northbrook AC	SenM	86
87	223	45:50	Danny Walton	Droitwich AC	SenM	87
88	95	45:59	Lee Rickards	Peel Road Runners	SenM	88
89	177	46:04	Adrian Marchant	Cobra R.C.	SenM	89
90	80	46:13	Paul Broadhurst	Sneyd Striders	SenM	90
91	19	46:28	Nick Wilson	Nuneaton Harriers	SenM	91
92	192	46:35	Peter Robinson	Black Country Triathletes	SenM	92
93	369	46:44	Richard Hands	Oak Park R.C.	SenM	93
94	307	46:48	Mark Shaw	Aldridge R.C.	SenM	94
95	360	46:55	Andy Creedon	Coventry Triathletes	SenM	95
96	97	46:59	Mark Harriott	Peel Road Runners	SenM	96
97	106	47:03	Barry O'Neill	Sparkhill Harriers	SenM	97
98	38	47:10	Warren Mills	Oak Park R.C.	SenM	98
99	191	47:18	Paul Silk	Black Country Triathletes	SenM	99
100	20	47:24	Andrew Ranson	Nuneaton Harriers	SenM	100
101	189	47:26	Mark Southall	Black Country Triathletes	SenM	101
102	372	47:27	Richard Powell	West Bromwich Harriers	SenM	102
103	168	47:30	Steve Mumford	Massey Ferguson R.C.	SenM	103
104	179	47:36	Andy Rowe	Cobra R.C.	SenM	104
105	370	47:41	Paul Jakeways	West Bromwich Harriers	SenM	105
106	368	47:42	Neil Stretton	Oak Park R.C.	SenM	106
107	396	47:43	Dave Storer	Northbrook AC	SenM	107
108	137	47:47	Eddie Simmonds	Northbrook AC	SenM	108
109	172	47:50	Graham Patton	Massey Ferguson R.C.	SenM	109
110	351	47:56	Fred Heath	Nuneaton Harriers	SenM	110
111	81	48:01	Chris Pinson-Bradley	Sneyd Striders	SenM	111
112	85	48:13	Dick Johnson	Sneyd Striders	SenM	112
113	353	48:16	Chris Hamer-Hodges	Nuneaton Harriers	SenM	113
114	15	48:18	Derek Hateley	Nuneaton Harriers	SenM	114
115	361	48:22	Matthew Knight	Coventry Triathletes	SenM	115
116	162	48:23	Leon Coppola	Massey Ferguson R.C.	SenM	116
117	331	48:27	Rich Caley	Stafford Harriers	SenM	117
118	170	48:32	Martin Judge	Massey Ferguson R.C.	SenM	118
119	231	48:34	Andy Owen	Solihull & Small Heath A.C.	SenM	119
120	86	48:34	Kevin Postins	Sneyd Striders	SenM	120

**Birmingham & District Invitation Cross Country League
2012-13 Season - Team Race Results**


Division 3

Race 2

01/12/2012

Venue : Burbage Common, hosted by Nuneaton Harriers

Results Version 2 (14/12/2012)



Posn	Bib	Time	Name	Club	Age	Pts
121	182	48:36	Neil Hale	Cobra R.C.	SenM	121
122	145	48:39	Stuart Granger	Kidderminster & Stourport	SenM	122
123	51	48:41	Jim Greenwood	West Bromwich Harriers	SenM	123
124	27	48:48	Jimmy Dewis	Nuneaton Harriers	SenM	124
125	94	48:53	Carl Brittain	Peel Road Runners	SenM	125
126	7	48:57	David Sheppard	Stourbridge R.C.	SenM	126
127	22	48:58	Lee Stokes	Nuneaton Harriers	SenM	127 Jun 3
128	107	49:03	Simon Willington	Sparkhill Harriers	SenM	128
129	68	49:10	Mark Judge	Dudley Kingswinford R.C.	SenM	129
130	222	49:12	Peter Robinson	Droitwich AC	SenM	130
131	336	49:18	John Peavoy	Massey Ferguson R.C.	SenM	131
132	198	49:34	Paul Lucas	Aldridge R.C.	SenM	132
133	39	49:39	Dave Ryder	Oak Park R.C.	SenM	133
134	123	49:45	Chris Jones	Northbrook AC	SenM	134
135	77	49:47	Mark Till	Sneyd Striders	SenM	135
136	57	50:25	David Gould	West Bromwich Harriers	SenM	136
137	56	50:30	Gary Woodhouse	West Bromwich Harriers	SenM	137
138	197	50:37	Alex Hewitt	Aldridge R.C.	SenM	138 Jun 4
139	14	50:40	Pete Greenfield	Nuneaton Harriers	SenM	139
140	115	50:44	Charles Fentiman	Sparkhill Harriers	SenM	140
141	161	50:53	Martin Smith	Massey Ferguson R.C.	SenM	141
142	316	51:02	Tommy Hill	Solihull & Small Heath A.C.	SenM	142
143	196	51:14	Lawrence Hewitt	Aldridge R.C.	SenM	143
144	211	51:18	Richard Lodge	Aldridge R.C.	SenM	144
145	29	51:19	Mike Payne	Coventry Triathletes	SenM	145
146	337	51:21	Jason Douglas	Massey Ferguson R.C.	SenM	146
147	181	51:46	Chris Pearson	Cobra R.C.	SenM	147
148	387	52:03	John Hanson	Peel Road Runners	SenM	148
149	10	52:08	Steve Arnold	Nuneaton Harriers	SenM	149
150	217	52:09	Andy Foden	Droitwich AC	SenM	150
151	339	52:16	Steve Dams	Massey Ferguson R.C.	SenM	151
152	371	52:22	Paul Stephens	West Bromwich Harriers	SenM	152
153	333	52:25	Joe Atherton	Stafford Harriers	SenM	153
154	12	52:44	Alex Bruce	Nuneaton Harriers	SenM	154
155	159	52:59	Simon Neale	Massey Ferguson R.C.	SenM	155
156	352	53:00	Volker Sennes	Nuneaton Harriers	SenM	156
157	101	53:07	Clive Robinson	Peel Road Runners	SenM	157
158	40	53:08	Richard Matthews	Oak Park R.C.	SenM	158
159	354	53:19	Darren Lyons	Nuneaton Harriers	SenM	159
160	50	53:20	Dave McCarthy	West Bromwich Harriers	SenM	160
161	184	53:21	Mike Elwell	Cobra R.C.	SenM	161
162	83	53:58	Robert Drew	Sneyd Striders	SenM	162
163	99	54:13	Martin Candy	Peel Road Runners	SenM	163
164	91	54:15	Stuart Hatton	Peel Road Runners	SenM	164
165	341	55:08	Alan Davies	Cobra R.C.	SenM	165
166	9	55:41	Neil Whitehouse	Stourbridge R.C.	SenM	166
167	73	55:46	Richard Tonks	Dudley Kingswinford R.C.	SenM	167
168	385	56:22	Andy Groaves	Peel Road Runners	SenM	168
169	30	56:38	Mike Bennett	Coventry Triathletes	SenM	169
170	349	56:42	Nigel Dale	Stourbridge R.C.	SenM	170
171	109	57:38	David Winter	Sparkhill Harriers	SenM	171
172	31	58:28	Barry Parsons	Coventry Triathletes	SenM	172
173	346	58:47	Bob Hopkins	Stourbridge R.C.	SenM	173
174	315	59:45	Chris Fellows	Solihull & Small Heath A.C.	SenM	174
175	92	60:04	Bob Donavan	Peel Road Runners	SenM	175
176	193	60:09	Tim Price	Black Country Triathletes	SenM	176
177	237	61:21	Joe Reynolds	Massey Ferguson R.C.	SenM	177
178	375	61:29	John Glover	Dudley Kingswinford R.C.	SenM	178
179	135	62:52	Fraser Barrett	Northbrook AC	SenM	179
180	348	64:53	Ged Martin	Stourbridge R.C.	SenM	180

**Birmingham & District Invitation Cross Country League
2012-13 Season - Team Race Results**


Division 3

Race 2

01/12/2012

Venue : Burbage Common, hosted by Nuneaton Harriers

Results Version 2 (14/12/2012)



Posn	Bib	Time	Name	Club	Age	Pts
181	200	67:59	Mike Rogers	Aldridge R.C.	SenM	181
182	169	69:02	Dave Phillips	Massey Ferguson R.C.	SenM	182
183	75	70:46	Phil Morris	Dudley Kingswinford R.C.	SenM	183
184	26	73:55	Andrew Pemberton	Nuneaton Harriers	SenM	184

A Team Result


1	Nuneaton Harriers	1(350) 3(25) 11(23) 15(16) 16(355) 19(24)	65
2	Northbrook AC	13(125) 23(119) 25(122) 26(132) 31(128) 45(139)	163
3	Massey Ferguson R.C.	14(167) 17(235) 24(165) 28(160) 39(166) 57(158)	179
4	Solihull & Small Heath A.C.	2(229) 4(228) 7(227) 22(230) 72(232) 119(231)	226
5	Dudley Kingswinford R.C.	6(58) 27(59) 46(60) 52(62) 53(66) 55(61)	239
6	Sparkhill Harriers	5(117) 21(110) 38(116) 56(118) 69(391) 84(111)	273
7	Stourbridge R.C.	12(347) 32(2) 35(6) 41(3) 50(8) 126(7)	296
8	Black Country Triathletes	18(185) 29(188) 47(190) 51(187) 79(300) 92(192)	316
9	West Bromwich Harriers	8(46) 9(47) 42(48) 83(49) 102(372) 105(370)	349
10	Oak Park R.C.	44(45) 48(33) 77(35) 82(34) 93(369) 98(38)	442
11	Stafford Harriers	30(330) 36(332) 58(157) 71(154) 117(331) 153(333)	465
12	Cobra R.C.	33(174) 49(175) 78(340) 89(177) 104(179) 121(182)	474
13	Sneyd Striders	40(79) 65(78) 85(82) 90(80) 111(81) 112(85)	503
14	Droitwich AC	37(218) 43(216) 74(219) 87(223) 130(222) 150(217)	521
15	Peel Road Runners	66(100) 88(95) 96(97) 125(94) 148(387) 157(101)	680
16	Aldridge R.C.	81(212) 94(307) 132(198) 138(197) 143(196) 144(211)	732
17	Coventry Triathletes	64(32) 95(360) 115(361) 145(29) 169(30) 172(31)	760

B Team Result

1	Northbrook AC-B	60(133) 61(395) 67(120) 68(127) 76(124) 86(126)	418
2	Nuneaton Harriers-B	34(13) 75(18) 80(11) 91(19) 100(20) 110(351)	490
3	Massey Ferguson R.C.-B	59(164) 62(335) 73(163) 103(168) 109(172) 116(162)	522
4	Dudley Kingswinford R.C.-B	63(67) 70(65) 129(68) 167(73) 178(375) 183(75)	790

Birmingham & District Invitation Cross Country League
2012-13 Season - Team Race Results
Division 3
Series results after Race 2
01/12/2012

Results Version 2 (14/12/2012)




A Teams	Match 1 Newbold	Match 2 Burbage	2012/13 Total
Nuneaton Harriers	132	65	197
Massey Ferguson R.C.	186	179	365
Northbrook AC	214	163	377
Dudley Kingswinford R.C.	221	239	460
Sparkhill Harriers	188	273	461
Solihull & Small Heath A.C.	243	226	469
Stourbridge R.C.	317	296	613
Black Country Triathletes	414	316	730
West Bromwich Harriers	405	349	754
Cobra R.C.	319	474	793
Droitwich AC	283	521	804
Sneyd Striders	424	503	927
Oak Park R.C.	524	442	966
Stafford Harriers	508	465	973
Peel Road Runners	600	680	1280
Aldridge R.C.	861	732	1593
Kidderminster & Stourport	457		457
Coventry Triathletes		760	760

B Teams	Match 1 Newbold	Match 2 Burbage	2012/13 Total
Northbrook AC-B	424	418	842
Nuneaton Harriers-B	514	490	1004
Massey Ferguson R.C.-B	728	522	1250
Dudley Kingswinford R.C.-B	524	790	1314
Sparkhill Harriers-B	735		735
Sneyd Striders-B	849		849
Cobra R.C.-B	902		902
West Bromwich Harriers-B	999		999
Peel Road Runners-B	1145		1145

Juniors results	Match 1 Newbold	Match 2 Burbage	2012/13 Total
229	Dan Rebeiro	Solihull & Small Heath A.C.	1 1 2
197	Alex Hewitt	Aldridge R.C.	2 4 4
25	Jake Waples	Nuneaton Harriers	2 2
22	Lee Stokes	Nuneaton Harriers	3 3

Overall Results	Match 1 Newbold	Match 2 Burbage	2012/13 Total
229	Dan Rebeiro	Solihull & Small Heath A.C.	2 2 4
228	Dan Strang	Solihull & Small Heath A.C.	1 4 5
25	Jake Waples	Nuneaton Harriers	3 3 6
117	Darren Riley	Sparkhill Harriers	4 5 9
58	Andy Sprague	Dudley Kingswinford R.C.	7 6 13
46	James Jefferson	West Bromwich Harriers	5 8 13
227	Alex Lambert	Solihull & Small Heath A.C.	10 7 17
23	Scott Hastings	Nuneaton Harriers	8 11 19
47	Gurmal Singh	West Bromwich Harriers	13 9 22
167	Harry Redford	Massey Ferguson R.C.	9 14 23
125	Mick O' Shea	Northbrook AC	14 13 27
16	Matthew Tonks	Nuneaton Harriers	15 15 30


Birmingham & District Invitation Cross Country League
2012-13 Season - Team Race Results
Division 3
Series results after Race 2
01/12/2012



Results Version 2 (14/12/2012)

59	Kevin Duckworth	Dudley Kingswinford R.C.	11	27	38
110	Stuart Underwood	Sparkhill Harriers	19	21	40
230	Steve Howes	Solihull & Small Heath A.C.	18	22	40
165	Dave Clarke	Massey Ferguson R.C.	16	24	40
141	John Carroll	Kidderminster & Stourport	23	20	43
122	Mark Baker	Northbrook AC	22	25	47
24	Andy Massey	Nuneaton Harriers	37	19	56
174	Mike Tovey	Cobra R.C.	25	33	58
13	Eric Fowler	Nuneaton Harriers	26	34	60
128	Martin Winch	Northbrook AC	32	31	63
2	Duncan Cornish	Stourbridge R.C.	34	32	66
188	Alistair Brown	Black Country Triathletes	38	29	67
160	Tony Hoy	Massey Ferguson R.C.	40	28	68
166	Ian Redford	Massey Ferguson R.C.	31	39	70
218	Kirk Denton	Droitwich AC	35	37	72
185	Lee Moreton	Black Country Triathletes	57	18	75
216	Tom Boden	Droitwich AC	42	43	85
175	Steve Cleary	Cobra R.C.	36	49	85
116	Andy Truswell	Sparkhill Harriers	49	38	87
158	Peter Paprcka	Massey Ferguson R.C.	30	57	87
119	John Wilson	Northbrook AC	66	23	89
48	Steve Pitt	West Bromwich Harriers	50	42	92
33	Craig Watters	Oak Park R.C.	47	48	95
3	Kevin Burke	Stourbridge R.C.	55	41	96
62	Gary Bonner	Dudley Kingswinford R.C.	45	52	97
79	Gary Postins	Sneyd Striders	58	40	98
60	Dave Norman	Dudley Kingswinford R.C.	53	46	99
190	Neil Millward	Black Country Triathletes	52	47	99
61	Rob Kennard	Dudley Kingswinford R.C.	46	55	101
132	Richard French	Northbrook AC	77	26	103
139	Pete Kirkhope	Northbrook AC	63	45	108
133	Rob Barry	Northbrook AC	54	60	114
187	Mike Anslow	Black Country Triathletes	64	51	115
146	Bob Park	Kidderminster & Stourport	62	54	116
164	Dave Conway	Massey Ferguson R.C.	60	59	119
157	Chris Ross	Stafford Harriers	65	58	123
78	Adam Brannon	Sneyd Striders	61	65	126
66	Mark Gallimore	Dudley Kingswinford R.C.	75	53	128
118	Patrick Finnegan	Sparkhill Harriers	73	56	129
219	Douglas Ward	Droitwich AC	56	74	130
120	Paul Stead	Northbrook AC	70	67	137
65	Steve Wood	Dudley Kingswinford R.C.	72	70	142
45	John Horrocks	Oak Park R.C.	99	44	143
32	Ed Milbourn	Coventry Triathletes	79	64	143
11	Peter Barzetovic	Nuneaton Harriers	67	80	147
100	Jordan Maddocks	Peel Road Runners	82	66	148
67	Rich Bate	Dudley Kingswinford R.C.	90	63	153
126	Steve Turvey	Northbrook AC	68	86	154
212	Paul Burch	Aldridge R.C.	74	81	155
111	Rob Mills	Sparkhill Harriers	71	84	155
124	Pete Fellows	Northbrook AC	80	76	156
35	Geoff Farmer	Oak Park R.C.	83	77	160
163	Richard Taylor	Massey Ferguson R.C.	89	73	162
232	Paul Lloyd	Solihull & Small Heath A.C.	92	72	164
18	Jared Wilson	Nuneaton Harriers	91	75	166
82	Pete Horton	Sneyd Striders	81	85	166
34	Ian Wood	Oak Park R.C.	85	82	167
154	Darren Mattocks	Stafford Harriers	97	71	168
19	Nick Wilson	Nuneaton Harriers	78	91	169
80	Paul Broadhurst	Sneyd Striders	87	90	177
95	Lee Rickards	Peel Road Runners	94	88	182
49	Dave Jones	West Bromwich Harriers	101	83	184
177	Adrian Marchant	Cobra R.C.	105	89	194


Birmingham & District Invitation Cross Country League
2012-13 Season - Team Race Results
Division 3
Series results after Race 2
01/12/2012



Results Version 2 (14/12/2012)

189	Mark Southall	Black Country Triathletes	95	101	196
223	Danny Walton	Droitwich AC	111	87	198
192	Peter Robinson	Black Country Triathletes	108	92	200
20	Andrew Ranson	Nuneaton Harriers	102	100	202
168	Steve Mumford	Massey Ferguson R.C.	100	103	203
81	Chris Pinson-Bradley	Sneyd Striders	104	111	215
106	Barry O'Neill	Sparkhill Harriers	121	97	218
38	Warren Mills	Oak Park R.C.	122	98	220
85	Dick Johnson	Sneyd Striders	109	112	221
145	Stuart Granger	Kidderminster & Stourport	107	122	229
97	Mark Harriott	Peel Road Runners	134	96	230
179	Andy Rowe	Cobra R.C.	127	104	231
182	Neil Hale	Cobra R.C.	116	121	237
231	Andy Owen	Solihull & Small Heath A.C.	120	119	239
86	Kevin Postins	Sneyd Striders	119	120	239
7	David Sheppard	Stourbridge R.C.	114	126	240
222	Peter Robinson	Droitwich AC	113	130	243
15	Derek Hateley	Nuneaton Harriers	131	114	245
137	Eddie Simmonds	Northbrook AC	138	108	246
107	Simon Willington	Sparkhill Harriers	118	128	246
172	Graham Patton	Massey Ferguson R.C.	140	109	249
162	Leon Coppola	Massey Ferguson R.C.	142	116	258
127	Steve Bottomley	Northbrook AC	192	68	260
27	Jimmy Dewis	Nuneaton Harriers	136	124	260
22	Lee Stokes	Nuneaton Harriers	137	127	264
14	Pete Greenfield	Nuneaton Harriers	130	139	269
198	Paul Lucas	Aldridge R.C.	141	132	273
123	Chris Jones	Northbrook AC	139	134	273
10	Steve Arnold	Nuneaton Harriers	125	149	274
51	Jim Greenwood	West Bromwich Harriers	153	123	276
57	David Gould	West Bromwich Harriers	145	136	281
197	Alex Hewitt	Aldridge R.C.	143	138	281
39	Dave Ryder	Oak Park R.C.	150	133	283
161	Martin Smith	Massey Ferguson R.C.	147	141	288
170	Martin Judge	Massey Ferguson R.C.	173	118	291
77	Mark Till	Sneyd Striders	156	135	291
68	Mark Judge	Dudley Kingswinford R.C.	165	129	294
94	Carl Brittain	Peel Road Runners	172	125	297
115	Charles Fentiman	Sparkhill Harriers	159	140	299
29	Mike Payne	Coventry Triathletes	158	145	303
56	Gary Woodhouse	West Bromwich Harriers	168	137	305
181	Chris Pearson	Cobra R.C.	166	147	313
211	Richard Lodge	Aldridge R.C.	175	144	319
101	Clive Robinson	Peel Road Runners	163	157	320
40	Richard Matthews	Oak Park R.C.	169	158	327
196	Lawrence Hewitt	Aldridge R.C.	185	143	328
12	Alex Bruce	Nuneaton Harriers	179	154	333
159	Simon Neale	Massey Ferguson R.C.	178	155	333
217	Andy Foden	Droitwich AC	184	150	334
83	Robert Drew	Sneyd Striders	174	162	336
184	Mike Elwell	Cobra R.C.	180	161	341
99	Martin Candy	Peel Road Runners	186	163	349
50	Dave McCarthy	West Bromwich Harriers	195	160	355
73	Richard Tonks	Dudley Kingswinford R.C.	188	167	355
91	Stuart Hatton	Peel Road Runners	194	164	358
30	Mike Bennett	Coventry Triathletes	196	169	365
31	Barry Parsons	Coventry Triathletes	197	172	369
193	Tim Price	Black Country Triathletes	199	176	375
92	Bob Donavan	Peel Road Runners	202	175	377
135	Fraser Barrett	Northbrook AC	200	179	379
200	Mike Rogers	Aldridge R.C.	204	181	385
169	Dave Phillips	Massey Ferguson R.C.	203	182	385
75	Phil Morris	Dudley Kingswinford R.C.	205	183	388


Birmingham & District Invitation Cross Country League
2012-13 Season - Team Race Results
Division 3
Series results after Race 2
01/12/2012



Results Version 2 (14/12/2012)

350	Matt Amos	Nuneaton Harriers		1	1
140	Ben Danvers	Kidderminster & Stourport	6		6
325	Alex Thorley	Kidderminster & Stourport		10	10
112	Nick Stringer	Sparkhill Harriers	12		12
347	Matt Giles	Stourbridge R.C.		12	12
355	Alistair Fleming	Nuneaton Harriers		16	16
149	Ian Talbot	Stafford Harriers	17		17
235	Carl Semple	Massey Ferguson R.C.		17	17
176	David Daniels	Cobra R.C.	20		20
1008	Nick Brooks	Stourbridge R.C.	21		21
1	Andy Boardman	Stourbridge R.C.	24		24
173	Carson Tweedie	Cobra R.C.	27		27
215	Steve Wells	Droitwich AC	28		28
225	Andy Parmley	Droitwich AC	29		29
330	Mark Bridgwood	Stafford Harriers		30	30
105	Mark Pearce	Sparkhill Harriers	33		33
6	Matt Cooper	Stourbridge R.C.		35	35
332	Phil Hilsdon	Stafford Harriers		36	36
89	Danny Evans	Sneyd Striders	39		39
90	Ashley Baldwin	Peel Road Runners	41		41
17	Mark Treadwell	Nuneaton Harriers	43		43
138	Mike Wheeler	Northbrook AC	44		44
134	Jonathan Seed	Northbrook AC	48		48
8	Tony Warner	Stourbridge R.C.		50	50
28	Steve White	Nuneaton Harriers	51		51
63	Rob Sannwald	Dudley Kingswinford R.C.	59		59
395	Pete Austin	Northbrook AC		61	61
335	Jason Nicholson	Massey Ferguson R.C.		62	62
4	Pete Walters	Stourbridge R.C.	69		69
391	Tahir Akhtar	Sparkhill Harriers		69	69
64	Adrian Morey	Dudley Kingswinford R.C.	76		76
340	Aldo Mussi	Cobra R.C.		78	78
300	Neil Howells	Black Country Triathletes		79	79
152	Paul Bosson	Stafford Harriers	84		84
96	Adrian Gale	Peel Road Runners	86		86
37	Liam McGrath	Oak Park R.C.	88		88
220	Tony Smith	Droitwich AC	93		93
369	Richard Hands	Oak Park R.C.		93	93
307	Mark Shaw	Aldridge R.C.		94	94
360	Andy Creeden	Coventry Triathletes		95	95
69	Darren Thompson	Dudley Kingswinford R.C.	96		96
87	Simon Jones	Sneyd Striders	98		98
191	Paul Silk	Black Country Triathletes		99	99
372	Richard Powell	West Bromwich Harriers		102	102
108	Craig Hinks	Sparkhill Harriers	103		103
370	Paul Jakeways	West Bromwich Harriers		105	105
183	Richard Chandler	Cobra R.C.	106		106
368	Neil Stretton	Oak Park R.C.		106	106
396	Dave Storer	Northbrook AC		107	107
171	Dean Semple	Massey Ferguson R.C.	110		110
351	Fred Heath	Nuneaton Harriers		110	110
52	Domonic Ashton	West Bromwich Harriers	112		112
353	Chris Hamer-Hodges	Nuneaton Harriers		113	113
71	Paul Richards	Dudley Kingswinford R.C.	115		115
361	Matthew Knight	Coventry Triathletes		115	115
148	Paul Douglas	Stafford Harriers	117		117
331	Rich Caley	Stafford Harriers		117	117
178	Paul Griffiths	Cobra R.C.	123		123
55	Jim Dixon	West Bromwich Harriers	124		124
144	Paul Roberts	Kidderminster & Stourport	126		126
151	Adam Morris	Stafford Harriers	128		128
130	Tony Hughes	Northbrook AC	129		129
336	John Peavoy	Massey Ferguson R.C.		131	131

Birmingham & District Invitation Cross Country League
2012-13 Season - Team Race Results
Division 3
Series results after Race 2
01/12/2012



Results Version 2 (14/12/2012)

121	Paul Robbins	Northbrook AC	132	132
143	Martin Wilmot	Kidderminster & Stourport	133	133
186	Mark Cox	Black Country Triathletes	135	135
316	Tommy Hill	Solihull & Small Heath A.C.	142	142
1208	Robert Woodward	Stourbridge R.C.	144	144
150	Mark Bentley	Stafford Harriers	146	146
337	Jason Douglas	Massey Ferguson R.C.	146	146
224	Paul Griffiths	Droitwich AC	148	148
387	John Hanson	Peel Road Runners	148	148
1006	Steven Burch	Stourbridge R.C.	149	149
233	Graham Lawrence	Solihull & Small Heath A.C.	151	151
339	Steve Dams	Massey Ferguson R.C.	151	151
194	Martin Wall	Aldridge R.C.	152	152
371	Paul Stephens	West Bromwich Harriers	152	152
333	Joe Atherton	Stafford Harriers	153	153
21	Phil Harris	Nuneaton Harriers	154	154
44	Harry Williams	Oak Park R.C.	155	155
352	Volker Sennes	Nuneaton Harriers	156	156
53	Andy Moseley	West Bromwich Harriers	157	157
354	Darren Lyons	Nuneaton Harriers	159	159
147	Russ Barnes	Kidderminster & Stourport	160	160
114	Barry Crowley	Sparkhill Harriers	161	161
70	Rich Jones	Dudley Kingswinford R.C.	162	162
72	Roger Beddard	Dudley Kingswinford R.C.	164	164
341	Alan Davies	Cobra R.C.	165	165
9	Neil Whitehouse	Stourbridge R.C.	166	166
74	Mark Willis	Dudley Kingswinford R.C.	167	167
385	Andy Groaves	Peel Road Runners	168	168
153	Craig Baxter	Stafford Harriers	170	170
349	Nigel Dale	Stourbridge R.C.	170	170
155	Eddie Smith	Stafford Harriers	171	171
109	David Winter	Sparkhill Harriers	171	171
346	Bob Hopkins	Stourbridge R.C.	173	173
315	Chris Fellows	Solihull & Small Heath A.C.	174	174
199	Keren Wood	Aldridge R.C.	176	176
129	Kevin Coughlan	Northbrook AC	177	177
237	Joe Reynolds	Massey Ferguson R.C.	177	177
375	John Glover	Dudley Kingswinford R.C.	178	178
348	Ged Martin	Stourbridge R.C.	180	180
54	Bob Meek	West Bromwich Harriers	181	181
156	Roy Clay	Stafford Harriers	182	182
5	Paul Bradley	Stourbridge R.C.	183	183
26	Andrew Pemberton	Nuneaton Harriers	184	184
84	John Grant	Sneyd Striders	187	187
195	Jason Lee	Aldridge R.C.	189	189
180	Paul Connor	Cobra R.C.	190	190
42	Matt Biddle	Oak Park R.C.	191	191
98	Chris Algar	Peel Road Runners	193	193
93	Ian Grigg	Peel Road Runners	198	198
210	Jason Vigrass	Aldridge R.C.	201	201