

# Birmingham & District Invitation Cross Country League

## 2012-13 Season - Team Race Results


### Division 3

#### Race 3 on 12/01/2013

Venue : Droitwich Spa High School

hosted by Droitwich AC and Stourbridge RC

Results Version 1 (12/01/2013)



Posn	Bib	Time	Name	Club	Age	Pts		
1	229	40:53	Dan Rebeiro	Solihull & Small Heath A.C.	SenM	1	Jun	1
2	228	41:15	Dan Strang	Solihull & Small Heath A.C.	SenM	2		
3	301	41:47	Mike Cornes	Black Country Triathletes	SenM	3		
4	140	42:36	Ben Danvers	Kidderminster & Stourport	SenM	4		
5	25	42:57	Jake Waples	Nuneaton Harriers	SenM	5	Jun	2
6	347	43:12	Matt Giles	Stourbridge R.C.	SenM	6		
7	117	43:17	Darren Riley	Sparkhill Harriers	SenM	7		
8	58	43:32	Andy Sprague	Dudley Kingswinford R.C.	SenM	8		
9	47	43:47	Gurmal Singh	West Bromwich Harriers	SenM	9		
10	235	43:57	Carl Semple	Massey Ferguson R.C.	SenM	10		
11	125	44:02	Mick O' Shea	Northbrook AC	SenM	11		
12	167	44:03	Harry Redford	Massey Ferguson R.C.	SenM	12		
13	165	44:24	Dave Clarke	Massey Ferguson R.C.	SenM	13		
14	326	44:43	Mark Russell	Kidderminster & Stourport	SenM	14		
15	378	44:51	Matt Biggs	Dudley Kingswinford R.C.	SenM	15		
16	24	45:14	Andy Massey	Nuneaton Harriers	SenM	16		
17	46	45:28	James Jefferson	West Bromwich Harriers	SenM	17		
18	2	45:40	Duncan Cornish	Stourbridge R.C.	SenM	18		
19	33	45:51	Craig Watters	Oak Park R.C.	SenM	19		
20	160	45:54	Tony Hoy	Massey Ferguson R.C.	SenM	20		
21	141	45:56	John Carroll	Kidderminster & Stourport	SenM	21		
22	176	45:57	David Daniels	Cobra R.C.	SenM	22		
23	119	46:00	John Wilson	Northbrook AC	SenM	23		
24	249	46:06	Joff Wright	Droitwich AC	SenM	24		
25	132	46:14	Richard French	Northbrook AC	SenM	25		
26	230	46:25	Steve Howes	Solihull & Small Heath A.C.	SenM	26		
27	110	46:30	Stuart Underwood	Sparkhill Harriers	SenM	27		
28	158	46:51	Peter Paprcka	Massey Ferguson R.C.	SenM	28		
29	304	46:56	Alex Mead	Black Country Triathletes	SenM	29		
30	89	46:59	Danny Evans	Sneyd Striders	SenM	30		
31	242	47:01	Andy Aston	Stourbridge R.C.	SenM	31		
32	128	47:05	Martin Winch	Northbrook AC	SenM	32		
33	116	47:12	Andy Truswell	Sparkhill Harriers	SenM	33		
34	13	47:15	Eric Fowler	Nuneaton Harriers	SenM	34		
35	303	47:20	Chris Wood	Black Country Triathletes	SenM	35		
36	216	47:27	Tom Boden	Droitwich AC	SenM	36		
37	122	47:39	Mark Baker	Northbrook AC	SenM	37		
38	395	47:42	Pete Austin	Northbrook AC	SenM	38		
39	313	47:43	Trevor McGill	Droitwich AC	SenM	39		
40	146	47:46	Bob Park	Kidderminster & Stourport	SenM	40		
41	173	47:53	Carson Tweedie	Cobra R.C.	SenM	41		
42	3	47:59	Kevin Burke	Stourbridge R.C.	SenM	42		
43	8	48:00	Tony Warner	Stourbridge R.C.	SenM	43		
44	252	48:02	Andy Davies	Black Country Triathletes	SenM	44		
45	79	48:04	Gary Postins	Sneyd Striders	SenM	45		
46	253	48:06	Scott Palmer	Black Country Triathletes	SenM	46		
47	133	48:10	Rob Barry	Northbrook AC	SenM	47		
48	32	48:14	Ed Milbourn	Coventry Triathletes	SenM	48		
49	105	48:16	Mark Pearce	Sparkhill Harriers	SenM	49		
50	166	48:20	Ian Redford	Massey Ferguson R.C.	SenM	50		
51	157	48:23	Chris Ross	Stafford Harriers	SenM	51		
52	175	48:24	Steve Cleary	Cobra R.C.	SenM	52		
53	187	48:29	Mike Anslow	Black Country Triathletes	SenM	53		
54	60	48:30	Dave Norman	Dudley Kingswinford R.C.	SenM	54		
55	373	48:31	Gary Whitehouse	West Bromwich Harriers	SenM	55		
56	174	48:39	Mike Tovey	Cobra R.C.	SenM	56		
57	218	48:44	Kirk Denton	Droitwich AC	SenM	57		
58	28	48:45	Steve White	Nuneaton Harriers	SenM	58		
59	90	48:51	Ashley Baldwin	Peel Road Runners	SenM	59		

# Birmingham & District Invitation Cross Country League

## 2012-13 Season - Team Race Results


### Division 3

#### Race 3 on 12/01/2013

Venue : Droitwich Spa High School

hosted by Droitwich AC and Stourbridge RC

Results Version 1 (12/01/2013)




Posn	Bib	Time	Name	Club	Age	Pts
60	190	48:53	Neil Millward	Black Country Triathletes	SenM	60
61	300	48:57	Neil Howells	Black Country Triathletes	SenM	61
62	63	49:03	Rob Sannwald	Dudley Kingswinford R.C.	SenM	62
63	100	49:06	Jordan Maddocks	Peel Road Runners	SenM	63
64	372	49:25	Richard Powell	West Bromwich Harriers	SenM	64
65	19	49:30	Nick Wilson	Nuneaton Harriers	SenM	65
66	219	49:33	Douglas Ward	Droitwich AC	SenM	66
67	126	49:34	Steve Turvey	Northbrook AC	SenM	67
68	164	49:50	Dave Conway	Massey Ferguson R.C.	SenM	68
69	212	49:58	Paul Burch	Aldridge R.C.	SenM	69
70	4	50:17	Pete Walters	Stourbridge R.C.	SenM	70
71	35	50:19	Geoff Farmer	Oak Park R.C.	SenM	71
72	111	50:30	Rob Mills	Sparkhill Harriers	SenM	72
73	120	50:35	Paul Stead	Northbrook AC	SenM	73
74	223	50:39	Danny Walton	Droitwich AC	SenM	74
75	96	50:40	Adrian Gale	Peel Road Runners	SenM	75
76	232	50:52	Paul Lloyd	Solihull & Small Heath A.C.	SenM	76
77	254	50:57	Paul Webster	Sparkhill Harriers	SenM	77
78	360	51:05	Andy Creeden	Coventry Triathletes	SenM	78
79	302	51:16	Steve Blakemoore	Black Country Triathletes	SenM	79
80	11	51:19	Peter Barzetovic	Nuneaton Harriers	SenM	80
81	82	51:27	Pete Horton	Sneyd Striders	SenM	81
82	124	51:30	Pete Fellows	Northbrook AC	SenM	82
83	34	51:39	Ian Wood	Oak Park R.C.	SenM	83
84	97	51:43	Mark Harriott	Peel Road Runners	SenM	84
85	49	51:46	Dave Jones	West Bromwich Harriers	SenM	85
86	162	51:57	Leon Coppola	Massey Ferguson R.C.	SenM	86
87	342	52:09	Glen Hooper	Cobra R.C.	SenM	87
88	137	52:12	Eddie Simmonds	Northbrook AC	SenM	88
89	369	52:16	Richard Hands	Oak Park R.C.	SenM	89
90	65	52:18	Steve Wood	Dudley Kingswinford R.C.	SenM	90
91	307	52:28	Mark Shaw	Aldridge R.C.	SenM	91
92	251	52:33	Ian Phillips	West Bromwich Harriers	SenM	92
93	336	52:35	John Peavoy	Massey Ferguson R.C.	SenM	93
94	377	52:35	Mark Homer	Dudley Kingswinford R.C.	SenM	94
95	45	52:35	John Horrocks	Oak Park R.C.	SenM	95
96	396	52:36	Dave Storer	Northbrook AC	SenM	96
97	311	52:37	Steve Randal	Droitwich AC	SenM	97
98	179	52:44	Andy Rowe	Cobra R.C.	SenM	98
99	38	52:47	Warren Mills	Oak Park R.C.	SenM	99
100	172	52:50	Graham Patton	Massey Ferguson R.C.	SenM	100
101	95	52:59	Lee Rickards	Peel Road Runners	SenM	101
102	170	53:02	Martin Judge	Massey Ferguson R.C.	SenM	102
103	245	53:03	Peter Rean	Droitwich AC	SenM	103
104	248	53:06	Scott Morrall	Droitwich AC	SenM	104
105	353	53:08	Chris Hamer-Hodges	Nuneaton Harriers	SenM	105
106	233	53:17	Graham Lawrence	Solihull & Small Heath A.C.	SenM	106
107	15	53:22	Derek Hateley	Nuneaton Harriers	SenM	107
108	380	53:28	Keith Harrison	Sneyd Striders	SenM	108
109	376	53:30	Pete Hood	Dudley Kingswinford R.C.	SenM	109
110	344	53:52	Paul Shepherd	Cobra R.C.	SenM	110
111	121	54:03	Paul Robbins	Northbrook AC	SenM	111
112	142	54:08	Mark Hawkins	Kidderminster & Stourport	SenM	112
113	85	54:10	Dick Johnson	Sneyd Striders	SenM	113
114	221	54:18	Gavin Ward	Droitwich AC	SenM	114
115	197	54:18	Alex Hewitt	Aldridge R.C.	SenM	115
116	241	54:26	Rob Moore	Stourbridge R.C.	SenM	116
117	397	54:27	Richard O'Shea	Northbrook AC	SenM	117
118	198	54:31	Paul Lucas	Aldridge R.C.	SenM	118

Jun 3

**Birmingham & District Invitation Cross Country League****2012-13 Season - Team Race Results****Division 3****Race 3 on 12/01/2013****Venue : Droitwich Spa High School****hosted by Droitwich AC and Stourbridge RC**

Results Version 1 (12/01/2013)



Posn	Bib	Time	Name	Club	Age	Pts
119	56	54:32	Gary Woodhouse	West Bromwich Harriers	SenM	119
120	53	54:33	Andy Moseley	West Bromwich Harriers	SenM	120
121	154	54:34	Darren Mattocks	Stafford Harriers	SenM	121
122	356	54:39	Jake Hayward	Nuneaton Harriers	SenM	122
123	106	54:46	Barry O'Neill	Sparkhill Harriers	SenM	123
124	362	54:49	Dave Grant	Coventry Triathletes	SenM	124
125	51	54:57	Jim Greenwood	West Bromwich Harriers	SenM	125
126	7	55:00	David Sheppard	Stourbridge R.C.	SenM	126
127	231	55:00	Andy Owen	Solihull & Small Heath A.C.	SenM	127
128	222	55:11	Peter Robinson	Droitwich AC	SenM	128
129	123	55:36	Chris Jones	Northbrook AC	SenM	129
130	68	55:37	Mark Judge	Dudley Kingswinford R.C.	SenM	130
131	358	55:38	Rob Carvell	Nuneaton Harriers	SenM	131
132	255	55:42	Andy Caroll	Sparkhill Harriers	SenM	132
133	310	55:53	Damian Cartland	Droitwich AC	SenM	133
134	57	55:57	David Gould	West Bromwich Harriers	SenM	134
135	161	56:00	Martin Smith	Massey Ferguson R.C.	SenM	135
136	247	56:07	Mark Elliott	Droitwich AC	SenM	136
137	151	56:10	Adam Morris	Stafford Harriers	SenM	137
138	130	56:14	Tony Hughes	Northbrook AC	SenM	138
139	171	56:25	Dean Semple	Massey Ferguson R.C.	SenM	139
140	10	56:27	Steve Arnold	Nuneaton Harriers	SenM	140
141	217	56:33	Andy Foden	Droitwich AC	SenM	141
142	250	56:38	Colin Downey	Stourbridge R.C.	SenM	142
143	244	56:51	John Peach	Stafford Harriers	SenM	143
144	113	57:01	John Goulding	Sparkhill Harriers	SenM	144
145	114	57:12	Barry Crowley	Sparkhill Harriers	SenM	145
146	361	57:17	Matthew Knight	Coventry Triathletes	SenM	146
147	159	57:20	Simon Neale	Massey Ferguson R.C.	SenM	147
148	240	57:23	Stephen Burch	Stourbridge R.C.	SenM	148
149	343	57:33	Steve Fletcher	Cobra R.C.	SenM	149
150	211	57:59	Richard Lodge	Aldridge R.C.	SenM	150
151	52	58:01	Domonic Ashton	West Bromwich Harriers	SenM	151
152	181	58:17	Chris Pearson	Cobra R.C.	SenM	152
153	54	58:28	Bob Meek	West Bromwich Harriers	SenM	153
154	29	58:41	Mike Payne	Coventry Triathletes	SenM	154
155	371	58:49	Paul Stephens	West Bromwich Harriers	SenM	155
156	393	59:03	Mick Edwards	Sparkhill Harriers	SenM	156
157	40	59:07	Richard Matthews	Oak Park R.C.	SenM	157
158	144	59:23	Paul Roberts	Kidderminster & Stourport	SenM	158
159	94	59:40	Carl Brittain	Peel Road Runners	SenM	159
160	147	59:59	Russ Barnes	Kidderminster & Stourport	SenM	160
161	239	60:05	Steve Turner	Stafford Harriers	SenM	161
162	374	60:12	Greg Anderson	West Bromwich Harriers	SenM	162
163	339	60:29	Steve Dams	Massey Ferguson R.C.	SenM	163
164	337	60:33	Jason Douglas	Massey Ferguson R.C.	SenM	164
165	101	60:34	Clive Robinson	Peel Road Runners	SenM	165
166	12	60:35	Alex Bruce	Nuneaton Harriers	SenM	166
167	77	60:36	Mark Till	Sneyd Striders	SenM	167
168	50	60:37	Dave McCarthy	West Bromwich Harriers	SenM	168
169	83	60:44	Robert Drew	Sneyd Striders	SenM	169
170	381	61:20	Andy Christian	Sneyd Striders	SenM	170
171	316	61:20	Tommy Hill	Solihull & Small Heath A.C.	SenM	171
172	91	61:25	Stuart Hatton	Peel Road Runners	SenM	172
173	199	61:34	Keren Wood	Aldridge R.C.	SenM	173
174	334	61:49	Bill Chidlow	Stafford Harriers	SenM	174
175	153	61:57	Craig Baxter	Stafford Harriers	SenM	175
176	346	62:31	Bob Hopkins	Stourbridge R.C.	SenM	176
177	387	62:33	John Hanson	Peel Road Runners	SenM	177


**Birmingham & District Invitation Cross Country League  
2012-13 Season - Team Race Results**

**Division 3**

**Race 3 on 12/01/2013**

**Venue : Droitwich Spa High School  
hosted by Droitwich AC and Stourbridge RC**

Results Version 1 (12/01/2013)



Posn	Bib	Time	Name	Club	Age	Pts
178	341	62:47	Alan Davies	Cobra R.C.	SenM	178
179	5	63:03	Paul Bradley	Stourbridge R.C.	SenM	179
180	327	63:37	John Doe	Kidderminster & Stourport	SenM	180
181	30	64:44	Mike Bennett	Coventry Triathletes	SenM	181
182	196	65:29	Lawrence Hewitt	Aldridge R.C.	SenM	182
183	243	65:34	Errol Cumberbatch	Stourbridge R.C.	SenM	183
184	357	65:50	Neville Bates	Nuneaton Harriers	SenM	184
185	314	66:50	Peter Lymer	Droitwich AC	SenM	185
186	84	67:50	John Grant	Sneyd Striders	SenM	186
187	193	68:53	Tim Price	Black Country Triathletes	SenM	187
188	92	70:15	Bob Donavan	Peel Road Runners	SenM	188
189	93	71:16	Ian Grigg	Peel Road Runners	SenM	189
190	135	71:19	Fraser Barrett	Northbrook AC	SenM	190
191	213	71:32	Geoff Card	Aldridge R.C.	SenM	191
192	169	71:56	Dave Phillips	Massey Ferguson R.C.	SenM	192
193	200	76:14	Mike Rogers	Aldridge R.C.	SenM	193
194	246	80:06	Bob Colsten	Droitwich AC	SenM	194

**Team Results**

A Team	1	Massey Ferguson R.C.	10 12 13 20 28 50	SenM	133
	2	Northbrook AC	11 23 25 32 37 38	SenM	166
	3	Black Country Triathletes	3 29 35 44 46 53	SenM	210
	4	Stourbridge R.C.	6 18 31 42 43 70	SenM	210
	5	Nuneaton Harriers	5 16 34 58 65 80	SenM	258
	6	Sparkhill Harriers	7 27 33 49 72 77	SenM	265
	7	Droitwich AC	24 36 39 57 66 74	SenM	296
	8	West Bromwich Harriers	9 17 55 64 85 92	SenM	322
	9	Dudley Kingswinford R.C.	8 15 54 62 90 94	SenM	323
	10	Solihull & Small Heath A.C.	1 2 26 76 106 127	SenM	338
	11	Kidderminster & Stourport	4 14 21 40 112 158	SenM	349
	12	Cobra R.C.	22 41 52 56 87 98	SenM	356
	13	Oak Park R.C.	19 71 83 89 95 99	SenM	456
	14	Peel Road Runners	59 63 75 84 101 159	SenM	541
	15	Sneyd Striders	30 45 81 108 113 167	SenM	544
	16	Aldridge R.C.	69 91 115 118 150 173	SenM	716
	17	Coventry Triathletes	48 78 124 146 154 181	SenM	731
	18	Stafford Harriers	51 121 137 143 161 174	SenM	787
B Team	1	Northbrook AC	47 67 73 82 88 96	SenM	453
	2	Massey Ferguson R.C.	68 86 93 100 102 135	SenM	584
	3	Droitwich AC	97 103 104 114 128 133	SenM	679
	4	Nuneaton Harriers	105 107 122 131 140 166	SenM	771
	5	West Bromwich Harriers	119 120 125 134 151 153	SenM	802
	6	Stourbridge R.C.	116 126 142 148 176 179	SenM	887

# Birmingham & District Invitation Cross Country League

## 2012-13 Season - Series Results


### Division 3

#### Up to Race 3 on 12/01/2013

#### Venue : Droitwich Spa High School

#### hosted by Droitwich AC and Stourbridge RC

Results Version 1 (12/01/2013)



### Series Team Results

			Match 1	Match 2	Match 3	Match 4	Total
1	A Team	Massey Ferguson R.C.	186	179	133	133	631
2		Northbrook AC	214	163	166	166	709
3		Nuneaton Harriers	132	65	258	258	713
4		Sparkhill Harriers	188	273	265	265	991
5		Stourbridge R.C.	317	296	210	210	1033
6		Dudley Kingswinford R.C.	221	239	323	323	1106
7		Solihull & Small Heath A.C.	243	226	338	338	1145
8		Black Country Triathletes	414	316	210	210	1150
9		Droitwich AC	283	521	296	296	1396
10		West Bromwich Harriers	405	349	322	322	1398
11		Cobra R.C.	319	474	356	356	1505
12		Oak Park R.C.	524	442	456	456	1878
13		Sneyd Striders	424	503	544	544	2015
14		Peel Road Runners	600	680	541	541	2362
15		Stafford Harriers	508	465	787	787	2547
16		Kidderminster & Stourport	457		349	349	1155
17		Aldridge R.C.		732	716	716	2164
18		Coventry Triathletes		760	731	731	2222
1	B Team	Northbrook AC	424	418	453	453	1748
2		Massey Ferguson R.C.	728	522	584	584	2418
3		Nuneaton Harriers	514	490	771	771	2546
4		West Bromwich Harriers	999		802	802	2603
5		Dudley Kingswinford R.C.	524	790			1314
6		Droitwich AC			679	679	1358
7		Stourbridge R.C.			887	887	1774
8		Sparkhill Harriers	735				735
9		Sneyd Striders	849				849
10		Aldridge R.C.	861				861
11		Cobra R.C.	902				902
12		Peel Road Runners	1145				1145

### Series Junior Points

			Match 1	Match 2	Match 3	Match 4	Total	BestOf3	
1	229	Dan Rebeiro	Solihull & Small Heath A.C.	1	1	1	1	4	3
2	25	Jake Waples	Nuneaton Harriers	2	2	2	2	8	6
3	197	Alex Hewitt	Aldridge R.C.	4	4	3	3	14	10
4	22	Lee Stokes	Nuneaton Harriers	3	3			6	6

### Series All Individuals' Points

				Match 1	Match 2	Match 3	Match 4	Total	BestOf3
1	229	Dan Rebeiro	Solihull & Small Heath A.C.	2	2	1	1	6	4
2	228	Dan Strang	Solihull & Small Heath A.C.	1	4	2	2	9	5
3	25	Jake Waples	Nuneaton Harriers	3	3	5	5	16	11
4	117	Darren Riley	Sparkhill Harriers	4	5	7	7	23	16
5	58	Andy Sprague	Dudley Kingswinford R.C.	7	6	8	8	29	21
6	47	Gurmal Singh	West Bromwich Harriers	13	9	9	9	40	27
7	46	James Jefferson	West Bromwich Harriers	5	8	17	17	47	30
8	167	Harry Redford	Massey Ferguson R.C.	9	14	12	12	47	33
9	125	Mick O' Shea	Northbrook AC	14	13	11	11	49	35
10	165	Dave Clarke	Massey Ferguson R.C.	16	24	13	13	66	42
11	141	John Carroll	Kidderminster & Stourport	23	20	21	21	85	62
12	24	Andy Massey	Nuneaton Harriers	37	19	16	16	88	51
13	230	Steve Howes	Solihull & Small Heath A.C.	18	22	26	26	92	66
14	110	Stuart Underwood	Sparkhill Harriers	19	21	27	27	94	67
15	2	Duncan Cornish	Stourbridge R.C.	34	32	18	18	102	68
16	160	Tony Hoy	Massey Ferguson R.C.	40	28	20	20	108	68
17	122	Mark Baker	Northbrook AC	22	25	37	37	121	84
18	128	Martin Winch	Northbrook AC	32	31	32	32	127	95
19	13	Eric Fowler	Nuneaton Harriers	26	34	34	34	128	94
20	33	Craig Watters	Oak Park R.C.	47	48	19	19	133	85
21	119	John Wilson	Northbrook AC	66	23	23	23	135	69
22	158	Peter Paprcka	Massey Ferguson R.C.	30	57	28	28	143	86
23	116	Andy Truswell	Sparkhill Harriers	49	38	33	33	153	104
24	132	Richard French	Northbrook AC	77	26	25	25	153	76

# Birmingham & District Invitation Cross Country League

## 2012-13 Season - Series Results


### Division 3

Up to Race 3 on 12/01/2013

Venue : Droitwich Spa High School

hosted by Droitwich AC and Stourbridge RC

Results Version 1 (12/01/2013)



25	216	Tom Boden	Droitwich AC	42	43	36	36	157	114
26	166	Ian Redford	Massey Ferguson R.C.	31	39	50	50	170	120
27	174	Mike Tovey	Cobra R.C.	25	33	56	56	170	114
28	3	Kevin Burke	Stourbridge R.C.	55	41	42	42	180	125
29	218	Kirk Denton	Droitwich AC	35	37	57	57	186	129
30	79	Gary Postins	Sneyd Striders	58	40	45	45	188	130
31	175	Steve Cleary	Cobra R.C.	36	49	52	52	189	137
32	146	Bob Park	Kidderminster & Stourport	62	54	40	40	196	134
33	60	Dave Norman	Dudley Kingswinford R.C.	53	46	54	54	207	153
34	133	Rob Barry	Northbrook AC	54	60	47	47	208	148
35	190	Neil Millward	Black Country Triathletes	52	47	60	60	219	159
36	187	Mike Anslow	Black Country Triathletes	64	51	53	53	221	157
37	157	Chris Ross	Stafford Harriers	65	58	51	51	225	160
38	32	Ed Milbourn	Coventry Triathletes	79	64	48	48	239	160
39	164	Dave Conway	Massey Ferguson R.C.	60	59	68	68	255	187
40	219	Douglas Ward	Droitwich AC	56	74	66	66	262	188
41	100	Jordan Maddocks	Peel Road Runners	82	66	63	63	274	192
42	120	Paul Stead	Northbrook AC	70	67	73	73	283	210
43	126	Steve Turvey	Northbrook AC	68	86	67	67	288	202
44	212	Paul Burch	Aldridge R.C.	74	81	69	69	293	212
45	19	Nick Wilson	Nuneaton Harriers	78	91	65	65	299	208
46	111	Rob Mills	Sparkhill Harriers	71	84	72	72	299	215
47	35	Geoff Farmer	Oak Park R.C.	83	77	71	71	302	219
48	11	Peter Barzetovic	Nuneaton Harriers	67	80	80	80	307	227
49	232	Paul Lloyd	Solihull & Small Heath A.C.	92	72	76	76	316	224
50	124	Pete Fellows	Northbrook AC	80	76	82	82	320	238
51	65	Steve Wood	Dudley Kingswinford R.C.	72	70	90	90	322	232
52	82	Pete Horton	Sneyd Striders	81	85	81	81	328	243
53	34	Ian Wood	Oak Park R.C.	85	82	83	83	333	248
54	45	John Horrocks	Oak Park R.C.	99	44	95	95	333	234
55	223	Danny Walton	Droitwich AC	111	87	74	74	346	235
56	49	Dave Jones	West Bromwich Harriers	101	83	85	85	354	253
57	95	Lee Rickards	Peel Road Runners	94	88	101	101	384	283
58	97	Mark Harriott	Peel Road Runners	134	96	84	84	398	264
59	154	Darren Mattocks	Stafford Harriers	97	71	121	121	410	289
60	38	Warren Mills	Oak Park R.C.	122	98	99	99	418	296
61	137	Eddie Simmonds	Northbrook AC	138	108	88	88	422	284
62	179	Andy Rowe	Cobra R.C.	127	104	98	98	427	300
63	162	Leon Coppola	Massey Ferguson R.C.	142	116	86	86	430	288
64	85	Dick Johnson	Sneyd Striders	109	112	113	113	447	334
65	172	Graham Patton	Massey Ferguson R.C.	140	109	100	100	449	309
66	15	Derek Hateley	Nuneaton Harriers	131	114	107	107	459	328
67	106	Barry O'Neill	Sparkhill Harriers	121	97	123	123	464	341
68	7	David Sheppard	Stourbridge R.C.	114	126	126	126	492	366
69	231	Andy Owen	Solihull & Small Heath A.C.	120	119	127	127	493	366
70	170	Martin Judge	Massey Ferguson R.C.	173	118	102	102	495	322
71	222	Peter Robinson	Droitwich AC	113	130	128	128	499	369
72	198	Paul Lucas	Aldridge R.C.	141	132	118	118	509	368
73	197	Alex Hewitt	Aldridge R.C.	143	138	115	115	511	368
74	51	Jim Greenwood	West Bromwich Harriers	153	123	125	125	526	373
75	123	Chris Jones	Northbrook AC	139	134	129	129	531	392
76	56	Gary Woodhouse	West Bromwich Harriers	168	137	119	119	543	375
77	57	David Gould	West Bromwich Harriers	145	136	134	134	549	404
78	10	Steve Arnold	Nuneaton Harriers	125	149	140	140	554	405
79	68	Mark Judge	Dudley Kingswinford R.C.	165	129	130	130	554	389
80	161	Martin Smith	Massey Ferguson R.C.	147	141	135	135	558	411
81	29	Mike Payne	Coventry Triathletes	158	145	154	154	611	453
82	94	Carl Brittain	Peel Road Runners	172	125	159	159	615	443
83	217	Andy Foden	Droitwich AC	184	150	141	141	616	432
84	181	Chris Pearson	Cobra R.C.	166	147	152	152	617	451
85	211	Richard Lodge	Aldridge R.C.	175	144	150	150	619	444
86	77	Mark Till	Sneyd Striders	156	135	167	167	625	458
87	159	Simon Neale	Massey Ferguson R.C.	178	155	147	147	627	449
88	40	Richard Matthews	Oak Park R.C.	169	158	157	157	641	472
89	101	Clive Robinson	Peel Road Runners	163	157	165	165	650	485
90	12	Alex Bruce	Nuneaton Harriers	179	154	166	166	665	486
91	83	Robert Drew	Sneyd Striders	174	162	169	169	674	500
92	50	Dave McCarthy	West Bromwich Harriers	195	160	168	168	691	496
93	196	Lawrence Hewitt	Aldridge R.C.	185	143	182	182	692	507
94	91	Stuart Hatton	Peel Road Runners	194	164	172	172	702	508
95	30	Mike Bennett	Coventry Triathletes	196	169	181	181	727	531
96	193	Tim Price	Black Country Triathletes	199	176	187	187	749	550
97	92	Bob Donovan	Peel Road Runners	202	175	188	188	753	551
98	135	Fraser Barrett	Northbrook AC	200	179	190	190	759	559
99	169	Dave Phillips	Massey Ferguson R.C.	203	182	192	192	769	566
100	200	Mike Rogers	Aldridge R.C.	204	181	193	193	771	567

# Birmingham & District Invitation Cross Country League

## 2012-13 Season - Series Results


### Division 3

Up to Race 3 on 12/01/2013

Venue : Droitwich Spa High School

hosted by Droitwich AC and Stourbridge RC

Results Version 1 (12/01/2013)



101	140	Ben Danvers	Kidderminster & Stourport	6		4	4	14	14
102	347	Matt Giles	Stourbridge R.C.		12	6	6	24	24
103	235	Carl Semple	Massey Ferguson R.C.		17	10	10	37	37
104	176	David Daniels	Cobra R.C.	20		22	22	64	64
105	89	Danny Evans	Sneyd Striders	39		30	30	99	99
106	173	Carson Tweedie	Cobra R.C.	27		41	41	109	109
107	105	Mark Pearce	Sparkhill Harriers	33		49	49	131	131
108	8	Tony Warner	Stourbridge R.C.		50	43	43	136	136
109	395	Pete Austin	Northbrook AC		61	38	38	137	137
110	90	Ashley Baldwin	Peel Road Runners	41		59	59	159	159
111	28	Steve White	Nuneaton Harriers	51		58	58	167	167
112	63	Rob Sannwald	Dudley Kingswinford R.C.	59		62	62	183	183
113	300	Neil Howells	Black Country Triathletes		79	61	61	201	201
114	4	Pete Walters	Stourbridge R.C.	69		70	70	209	209
115	372	Richard Powell	West Bromwich Harriers		102	64	64	230	230
116	96	Adrian Gale	Peel Road Runners	86		75	75	236	236
117	360	Andy Creedon	Coventry Triathletes		95	78	78	251	251
118	369	Richard Hands	Oak Park R.C.		93	89	89	271	271
119	307	Mark Shaw	Aldridge R.C.		94	91	91	276	276
120	396	Dave Storer	Northbrook AC		107	96	96	299	299
121	336	John Peavoy	Massey Ferguson R.C.		131	93	93	317	317
122	353	Chris Hamer-Hodges	Nuneaton Harriers		113	105	105	323	323
123	121	Paul Robbins	Northbrook AC	132		111	111	354	354
124	233	Graham Lawrence	Solihull & Small Heath A.C.	151		106	106	363	363
125	171	Dean Semple	Massey Ferguson R.C.	110		139	139	388	388
126	53	Andy Moseley	West Bromwich Harriers	157		120	120	397	397
127	151	Adam Morris	Stafford Harriers	128		137	137	402	402
128	130	Tony Hughes	Northbrook AC	129		138	138	405	405
129	361	Matthew Knight	Coventry Triathletes		115	146	146	407	407
130	52	Domonic Ashton	West Bromwich Harriers	112		151	151	414	414
131	144	Paul Roberts	Kidderminster & Stourport	126		158	158	442	442
132	114	Barry Crowley	Sparkhill Harriers	161		145	145	451	451
133	371	Paul Stephens	West Bromwich Harriers		152	155	155	462	462
134	337	Jason Douglas	Massey Ferguson R.C.		146	164	164	474	474
135	339	Steve Dams	Massey Ferguson R.C.		151	163	163	477	477
136	147	Russ Barnes	Kidderminster & Stourport	160		160	160	480	480
137	316	Tommy Hill	Solihull & Small Heath A.C.		142	171	171	484	484
138	54	Bob Meek	West Bromwich Harriers	181		153	153	487	487
139	387	John Hanson	Peel Road Runners		148	177	177	502	502
140	153	Craig Baxter	Stafford Harriers	170		175	175	520	520
141	341	Alan Davies	Cobra R.C.		165	178	178	521	521
142	199	Keren Wood	Aldridge R.C.	176		173	173	522	522
143	346	Bob Hopkins	Stourbridge R.C.		173	176	176	525	525
144	5	Paul Bradley	Stourbridge R.C.	183		179	179	541	541
145	84	John Grant	Sneyd Striders	187		186	186	559	559
146	93	Ian Grigg	Peel Road Runners	198		189	189	576	576
147	301	Mike Cornes	Black Country Triathletes			3	3	6	6
148	227	Alex Lambert	Solihull & Small Heath A.C.	10	7			17	17
149	23	Scott Hastings	Nuneaton Harriers	8	11			19	19
150	326	Mark Russell	Kidderminster & Stourport			14	14	28	28
151	16	Matthew Tonks	Nuneaton Harriers	15	15			30	30
152	378	Matt Biggs	Dudley Kingswinford R.C.			15	15	30	30
153	59	Kevin Duckworth	Dudley Kingswinford R.C.	11	27			38	38
154	249	Joff Wright	Droitwich AC			24	24	48	48
155	304	Alex Mead	Black Country Triathletes			29	29	58	58
156	242	Andy Aston	Stourbridge R.C.			31	31	62	62
157	188	Alistair Brown	Black Country Triathletes	38	29			67	67
158	303	Chris Wood	Black Country Triathletes			35	35	70	70
159	185	Lee Moreton	Black Country Triathletes	57	18			75	75
160	313	Trevor McGill	Droitwich AC			39	39	78	78
161	252	Andy Davies	Black Country Triathletes			44	44	88	88
162	48	Steve Pitt	West Bromwich Harriers	50	42			92	92
163	253	Scott Palmer	Black Country Triathletes			46	46	92	92
164	62	Gary Bonner	Dudley Kingswinford R.C.	45	52			97	97
165	61	Rob Kennard	Dudley Kingswinford R.C.	46	55			101	101
166	139	Pete Kirkhope	Northbrook AC	63	45			108	108
167	373	Gary Whitehouse	West Bromwich Harriers			55	55	110	110
168	78	Adam Brannon	Sneyd Striders	61	65			126	126
169	66	Mark Gallimore	Dudley Kingswinford R.C.	75	53			128	128
170	118	Patrick Finnegan	Sparkhill Harriers	73	56			129	129
171	67	Rich Bate	Dudley Kingswinford R.C.	90	63			153	153
172	254	Paul Webster	Sparkhill Harriers			77	77	154	154
173	302	Steve Blakemoore	Black Country Triathletes			79	79	158	158
174	163	Richard Taylor	Massey Ferguson R.C.	89	73			162	162
175	18	Jared Wilson	Nuneaton Harriers	91	75			166	166
176	342	Glen Hooper	Cobra R.C.			87	87	174	174

# Birmingham & District Invitation Cross Country League

## 2012-13 Season - Series Results


### Division 3

Up to Race 3 on 12/01/2013

Venue : Droitwich Spa High School

hosted by Droitwich AC and Stourbridge RC

Results Version 1 (12/01/2013)



177	80	Paul Broadhurst	Sneyd Striders	87	90	177	177	
178	251	Ian Phillips	West Bromwich Harriers		92	92	184	184
179	377	Mark Homer	Dudley Kingswinford R.C.		94	94	188	188
180	177	Adrian Marchant	Cobra R.C.	105	89		194	194
181	311	Steve Randal	Droitwich AC		97	97	194	194
182	189	Mark Southall	Black Country Triathletes	95	101		196	196
183	192	Peter Robinson	Black Country Triathletes	108	92		200	200
184	20	Andrew Ranson	Nuneaton Harriers	102	100		202	202
185	168	Steve Mumford	Massey Ferguson R.C.	100	103		203	203
186	245	Peter Rean	Droitwich AC		103	103	206	206
187	248	Scott Morrall	Droitwich AC		104	104	208	208
188	81	Chris Pinson-Bradley	Sneyd Striders	104	111		215	215
189	380	Keith Harrison	Sneyd Striders		108	108	216	216
190	376	Pete Hood	Dudley Kingswinford R.C.		109	109	218	218
191	344	Paul Shepherd	Cobra R.C.		110	110	220	220
192	142	Mark Hawkins	Kidderminster & Stourport		112	112	224	224
193	221	Gavin Ward	Droitwich AC		114	114	228	228
194	145	Stuart Granger	Kidderminster & Stourport	107	122		229	229
195	241	Rob Moore	Stourbridge R.C.		116	116	232	232
196	397	Richard O'Shea	Northbrook AC		117	117	234	234
197	182	Neil Hale	Cobra R.C.	116	121		237	237
198	86	Kevin Postins	Sneyd Striders	119	120		239	239
199	356	Jake Hayward	Nuneaton Harriers		122	122	244	244
200	107	Simon Willington	Sparkhill Harriers	118	128		246	246
201	362	Dave Grant	Coventry Triathletes		124	124	248	248
202	27	Jimmy Dewis	Nuneaton Harriers	136	124		260	260
203	127	Steve Bottomley	Northbrook AC	192	68		260	260
204	358	Rob Carvell	Nuneaton Harriers		131	131	262	262
205	22	Lee Stokes	Nuneaton Harriers	137	127		264	264
206	255	Andy Carroll	Sparkhill Harriers		132	132	264	264
207	310	Damian Cartland	Droitwich AC		133	133	266	266
208	14	Pete Greenfield	Nuneaton Harriers	130	139		269	269
209	247	Mark Elliott	Droitwich AC		136	136	272	272
210	39	Dave Ryder	Oak Park R.C.	150	133		283	283
211	250	Colin Downey	Stourbridge R.C.		142	142	284	284
212	244	John Peach	Stafford Harriers		143	143	286	286
213	113	John Goulding	Sparkhill Harriers		144	144	288	288
214	240	Stephen Burch	Stourbridge R.C.		148	148	296	296
215	343	Steve Fletcher	Cobra R.C.		149	149	298	298
216	115	Charles Fentiman	Sparkhill Harriers	159	140		299	299
217	393	Mick Edwards	Sparkhill Harriers		156	156	312	312
218	239	Steve Turner	Stafford Harriers		161	161	322	322
219	374	Greg Anderson	West Bromwich Harriers		162	162	324	324
220	381	Andy Christian	Sneyd Striders		170	170	340	340
221	184	Mike Elwell	Cobra R.C.	180	161		341	341
222	334	Bill Chidlow	Stafford Harriers		174	174	348	348
223	99	Martin Candy	Peel Road Runners	186	163		349	349
224	73	Richard Tonks	Dudley Kingswinford R.C.	188	167		355	355
225	327	John Doe	Kidderminster & Stourport		180	180	360	360
226	243	Errol Cumberbatch	Stourbridge R.C.		183	183	366	366
227	357	Neville Bates	Nuneaton Harriers		184	184	368	368
228	31	Barry Parsons	Coventry Triathletes	197	172		369	369
229	314	Peter Lymmer	Droitwich AC		185	185	370	370
230	213	Geoff Card	Aldridge R.C.		191	191	382	382
231	75	Phil Morris	Dudley Kingswinford R.C.	205	183		388	388
232	246	Bob Colsten	Droitwich AC		194	194	388	388
233	350	Matt Amos	Nuneaton Harriers		1		1	1
234	325	Alex Thorley	Kidderminster & Stourport		10		10	10
235	112	Nick Stringer	Sparkhill Harriers	12			12	12
236	355	Alistair Fleming	Nuneaton Harriers		16		16	16
237	149	Ian Talbot	Stafford Harriers	17			17	17
238	1008			21			21	21
239	1	Andy Boardman	Stourbridge R.C.	24			24	24
240	215	Steve Wells	Droitwich AC	28			28	28
241	225	Andy Parmley	Droitwich AC	29			29	29
242	330	Mark Bridgwood	Stafford Harriers		30		30	30
243	6	Matt Cooper	Stourbridge R.C.		35		35	35
244	332	Phil Hillsdon	Stafford Harriers		36		36	36
245	17	Mark Treadwell	Nuneaton Harriers	43			43	43
246	138	Mike Wheeler	Northbrook AC	44			44	44
247	134	Jonathan Seed	Northbrook AC	48			48	48
248	335	Jason Nicholson	Massey Ferguson R.C.		62		62	62
249	391	Tahir Akhtar	Sparkhill Harriers		69		69	69
250	64	Adrian Morey	Dudley Kingswinford R.C.	76			76	76
251	340	Aldo Mussi	Cobra R.C.		78		78	78
252	152	Paul Bosson	Stafford Harriers	84			84	84



# Birmingham & District Invitation Cross Country League

## 2012-13 Season - Series Results


### Division 3

Up to Race 3 on 12/01/2013

Venue : Droitwich Spa High School

hosted by Droitwich AC and Stourbridge RC

Results Version 1 (12/01/2013)



253	37	Liam McGrath	Oak Park R.C.	88		88	88
254	220	Tony Smith	Droitwich AC	93		93	93
255	69	Darren Thompson	Dudley Kingswinford R.C.	96		96	96
256	87	Simon Jones	Sneyd Striders	98		98	98
257	191	Paul Silk	Black Country Triathletes		99	99	99
258	108	Craig Hinks	Sparkhill Harriers	103		103	103
259	370	Paul Jakeways	West Bromwich Harriers		105	105	105
260	183	Richard Chandler	Cobra R.C.	106		106	106
261	368	Neil Stretton	Oak Park R.C.		106	106	106
262	351	Fred Heath	Nuneaton Harriers		110	110	110
263	71	Paul Richards	Dudley Kingswinford R.C.	115		115	115
264	148	Paul Douglas	Stafford Harriers	117		117	117
265	331	Rich Caley	Stafford Harriers		117	117	117
266	178	Paul Griffiths	Cobra R.C.	123		123	123
267	55	Jim Dixon	West Bromwich Harriers	124		124	124
268	143	Martin Wilmot	Kidderminster & Stourport	133		133	133
269	186	Mark Cox	Black Country Triathletes	135		135	135
270	1208			144		144	144
271	150	Mark Bentley	Stafford Harriers	146		146	146
272	224	Paul Griffiths	Droitwich AC	148		148	148
273	1006			149		149	149
274	194	Martin Wall	Aldridge R.C.	152		152	152
275	333	Joe Atherton	Stafford Harriers		153	153	153
276	21	Phil Harris	Nuneaton Harriers	154		154	154
277	44	Harry Williams	Oak Park R.C.	155		155	155
278	352	Volker Sennes	Nuneaton Harriers		156	156	156
279	354	Darren Lyons	Nuneaton Harriers		159	159	159
280	70	Rich Jones	Dudley Kingswinford R.C.	162		162	162
281	72	Roger Beddard	Dudley Kingswinford R.C.	164		164	164
282	9	Neil Whitehouse	Stourbridge R.C.		166	166	166
283	74	Mark Willis	Dudley Kingswinford R.C.	167		167	167
284	385	Andy Groaves	Peel Road Runners		168	168	168
285	349	Nigel Dale	Stourbridge R.C.		170	170	170
286	109	David Winter	Sparkhill Harriers		171	171	171
287	155	Eddie Smith	Stafford Harriers	171		171	171
288	315	Chris Fellows	Solihull & Small Heath A.C.		174	174	174
289	129	Kevin Coughlan	Northbrook AC	177		177	177
290	237	Joe Reynolds	Massey Ferguson R.C.		177	177	177
291	375	John Glover	Dudley Kingswinford R.C.	178		178	178
292	348	Ged Martin	Stourbridge R.C.		180	180	180
293	156	Roy Clay	Stafford Harriers	182		182	182
294	26	Andrew Pemberton	Nuneaton Harriers	0	184	184	184
295	195	Jason Lee	Aldridge R.C.	189		189	189
296	180	Paul Connor	Cobra R.C.	190		190	190
297	42	Matt Biddle	Oak Park R.C.	191		191	191
298	98	Chris Algar	Peel Road Runners	193		193	193
299	210	Jason Vigrass	Aldridge R.C.	201		201	201