

**Birmingham & District Invitation Cross Country League
2015-16 Season - Race Result**


Division 3

Race 4

13/02/2016

Venue : Plock Court hosted by Severn AC

Results Version 2 (14/02/2016)



Senior Mens Race

| Posn | Bib | Time | Name | Club | Age | SenM Pts | JunM Pts |
|------|-----|-------|-----------------------|---------------------------|------|-------------|-------------|
| 1 | 387 | 35:44 | Matt Amos | Nuneaton Harriers | SenM | 1 | |
| 2 | 308 | 36:51 | Ben Foster | Dudley Kingswinford | SenM | 2 | |
| 3 | 347 | 36:58 | Rob Meredith | Dudley Kingswinford | SenM | 3 | |
| 4 | 398 | 37:55 | Paul Little | Droitwich AC | SenM | 4 | |
| 5 | 298 | 38:54 | James Rose | Severn AC | SenM | 5 | |
| 6 | 139 | 39:03 | Stuart Lumsden | Northbrook AC | SenM | 6 | |
| 7 | 224 | 39:15 | Andrejs Blakunovs | Sphinx AC | SenM | 7 | |
| 8 | 323 | 39:24 | Matt Biggs | Dudley Kingswinford | SenM | 8 | |
| 9 | 40 | 39:34 | Paul Davies | Centurion RR | SenM | 9 | |
| 10 | 291 | 39:56 | Scott Hastings-Stuart | Nuneaton Harriers | SenM | 10 | |
| 11 | 315 | 39:56 | James Wright | Dudley Kingswinford | SenM | 11 | |
| 12 | 366 | 40:05 | Ben Danvers | Kidderminster & Stourport | SenM | 12 | |
| 13 | 125 | 40:38 | Martin Winch | Northbrook AC | SenM | 13 | |
| 14 | 99 | 40:43 | Archie Roberts | Kidderminster & Stourport | JunM | 14 | 1 |
| 15 | 302 | 40:47 | Oliver Starkey | Severn AC | SenM | 15 | |
| 16 | 295 | 41:05 | Austin Blackburn | Severn AC | SenM | 16 | |
| 17 | 205 | 41:08 | Darren Riley | Sparkhill Harriers | SenM | 17 | |
| 18 | 118 | 41:12 | John Wilson | Northbrook AC | SenM | 18 | |
| 19 | 52 | 41:20 | Carson Tweedie | Cobra R.C. & Tri | SenM | 19 | |
| 20 | 312 | 41:23 | Dave Norman | Dudley Kingswinford | SenM | 20 | |
| 21 | 378 | 41:28 | Stuart Perkins | Dudley Kingswinford | SenM | 21 | |
| 22 | 331 | 41:40 | Simon Hughes | Dudley Kingswinford | SenM | 22 | |
| 23 | 348 | 41:43 | Rich Bate | Dudley Kingswinford | SenM | 23 | |
| 24 | 275 | 41:53 | Eric Fowler | Nuneaton Harriers | SenM | 24 | |
| 25 | 304 | 41:54 | Steve Bradley | Severn AC | SenM | 25 | |
| 26 | 213 | 42:02 | Nick Stringer | Sparkhill Harriers | SenM | 26 | |
| 27 | 329 | 42:33 | Rob Sannwald | Dudley Kingswinford | SenM | 27 | |
| 28 | 299 | 42:36 | Mark Keeling | Severn AC | SenM | 28 | |
| 29 | 80 | 42:43 | Matthew Knight | Coventry Triathletes | SenM | 29 | |
| 30 | 11 | 42:45 | Paul Burke | Aldridge R.C. | SenM | 30 | |
| 31 | 154 | 42:52 | Martin Hollamby | Peel Road Runners | SenM | 31 | |
| 32 | 76 | 42:53 | Gary Smith | Coventry Triathletes | SenM | 32 | |
| 33 | 406 | 42:54 | Kyran Hale | Severn AC | SenM | 33 | |
| 34 | 55 | 42:55 | David Daniels | Cobra R.C. & Tri | SenM | 34 | |
| 35 | 215 | 42:58 | Paul Webster | Sparkhill Harriers | SenM | 35 | |
| 36 | 318 | 43:00 | Kevin Duckworth | Dudley Kingswinford | SenM | 36 | |
| 37 | 192 | 43:02 | Steve Howes | Solihull & Small H | SenM | 37 | |
| 38 | 152 | 43:04 | Lee Rickards | Peel Road Runners | SenM | 38 | |
| 39 | 219 | 43:08 | Stuart Underwood | Sparkhill Harriers | SenM | 39 | |
| 40 | 86 | 43:12 | Damian Cartland | Droitwich AC | SenM | 40 | |
| 41 | 8 | 43:22 | Mark Shaw | Aldridge R.C. | SenM | 41 | |
| 42 | 27 | 43:40 | Ed Wallace | Centurion RR | SenM | 42 | |
| 43 | 256 | 43:42 | Duncan Cornish | Stourbridge R.C. | SenM | 43 | |
| 44 | 310 | 43:46 | Darren Bishop | Dudley Kingswinford | SenM | 44 | |
| 45 | 204 | 43:51 | Daniel Roulston | Sparkhill Harriers | JunM | 45 | 2 |
| 46 | 349 | 43:53 | Mark Homer | Dudley Kingswinford | SenM | 46 | |
| 47 | 43 | 44:09 | Tom Healy | Centurion RR | SenM | 47 | |
| 48 | 35 | 44:15 | Lee Caves | Centurion RR | SenM | 48 | |
| 49 | 85 | 44:19 | Ashley Harris | Droitwich AC | SenM | 49 | |
| 50 | 45 | 44:23 | Wayne Muddiman | Centurion RR | SenM | 50 | |
| 51 | 71 | 44:27 | Stuart Maynes | Cobra R.C. & Tri | SenM | 51 | |
| 52 | 128 | 44:29 | Richard French | Northbrook AC | SenM | 52 | |
| 53 | 201 | 44:37 | Barry O'Neill | Sparkhill Harriers | SenM | 53 | |
| 54 | 208 | 44:38 | John Goulding | Sparkhill Harriers | SenM | 54 | |
| 55 | 222 | 44:44 | Allen El-Sour | Sphinx AC | SenM | 55 | |
| 56 | 248 | 44:49 | Rob Wheatley | Sphinx AC | SenM | 56 | |

**Birmingham & District Invitation Cross Country League
2015-16 Season - Race Result**


Division 3

Race 4

13/02/2016

Venue : Plock Court hosted by Severn AC

Results Version 2 (14/02/2016)



| | | | | | | |
|-----|-----|-------|--------------------|---------------------------|------|-----|
| 57 | 371 | 44:50 | Chris Brown | Severn AC | SenM | 57 |
| 58 | 307 | 44:51 | Andy Spragg | Dudley Kingswinford | SenM | 58 |
| 59 | 281 | 44:53 | Mark Treadwell | Nuneaton Harriers | SenM | 59 |
| 60 | 168 | 45:00 | Keith Harrison | Sneyd Striders | SenM | 60 |
| 61 | 385 | 45:07 | Eddie Barber | Sparkhill Harriers | JunM | 61 |
| 62 | 214 | 45:08 | Patrick Finnegan | Sparkhill Harriers | SenM | 62 |
| 63 | 407 | 45:15 | Pete Walters | Stourbridge R.C. | SenM | 63 |
| 64 | 258 | 45:23 | James Bellamy | Stourbridge R.C. | SenM | 64 |
| 65 | 33 | 45:34 | James Eckloff | Centurion RR | SenM | 65 |
| 66 | 363 | 45:40 | Jon King | Nuneaton Harriers | SenM | 66 |
| 67 | 105 | 45:50 | Andrew McConville | Northbrook AC | SenM | 67 |
| 68 | 138 | 45:56 | Steve Turvey | Northbrook AC | SenM | 68 |
| 69 | 220 | 46:06 | Tahir Ahktar | Sparkhill Harriers | SenM | 69 |
| 70 | 127 | 46:15 | Pete Fellows | Northbrook AC | SenM | 70 |
| 71 | 181 | 46:18 | Daniel Hollins | Solihull & Small H | SenM | 71 |
| 72 | 320 | 46:23 | Mark Gallimore | Dudley Kingswinford | SenM | 72 |
| 73 | 104 | 46:27 | Steve Smith | Kidderminster & Stourport | SenM | 73 |
| 74 | 321 | 46:28 | Mark Judge | Dudley Kingswinford | SenM | 74 |
| 75 | 290 | 46:31 | Rob Carvell | Nuneaton Harriers | SenM | 75 |
| 76 | 1 | 46:32 | Brett Antill | Aldridge R.C. | SenM | 76 |
| 77 | 68 | 46:33 | Steve Cleary | Cobra R.C. & Tri | SenM | 77 |
| 78 | 191 | 46:43 | Scott Danter | Solihull & Small H | SenM | 78 |
| 79 | 251 | 46:47 | Wayne Broadbent | Sphinx AC | SenM | 79 |
| 80 | 13 | 46:51 | Paul Lucas | Aldridge R.C. | SenM | 80 |
| 81 | 314 | 46:52 | Graham Wildgoose | Dudley Kingswinford | SenM | 81 |
| 82 | 273 | 46:55 | Chris Hamer-Hodges | Nuneaton Harriers | SenM | 82 |
| 83 | 333 | 46:59 | Adam Crompton | Stourbridge R.C. | SenM | 83 |
| 84 | 319 | 47:00 | Kieran Pitt | Dudley Kingswinford | SenM | 84 |
| 85 | 171 | 47:01 | Mark Till | Sneyd Striders | SenM | 85 |
| 86 | 177 | 47:05 | Robert Drew | Sneyd Striders | SenM | 86 |
| 87 | 216 | 47:07 | Rob Mills | Sparkhill Harriers | SenM | 87 |
| 88 | 390 | 47:11 | Terry Moynihan | Northbrook AC | SenM | 88 |
| 89 | 358 | 47:14 | Russ Barnes | Kidderminster & Stourport | SenM | 89 |
| 90 | 199 | 47:15 | Andy Wadsworth | Sparkhill Harriers | SenM | 90 |
| 91 | 108 | 47:17 | Damian Pharoah | Northbrook AC | SenM | 91 |
| 92 | 324 | 47:21 | Paul Silk | Dudley Kingswinford | SenM | 92 |
| 93 | 65 | 47:24 | Paul Sheppard | Cobra R.C. & Tri | SenM | 93 |
| 94 | 101 | 47:36 | Mark Hawkins | Kidderminster & Stourport | SenM | 94 |
| 95 | 59 | 47:37 | Guy Walton | Cobra R.C. & Tri | SenM | 95 |
| 96 | 67 | 47:37 | Simon Perry | Cobra R.C. & Tri | SenM | 96 |
| 97 | 21 | 47:45 | Andy Carwardine | Centurion RR | SenM | 97 |
| 98 | 122 | 47:49 | Mark Baker | Northbrook AC | SenM | 98 |
| 99 | 206 | 47:58 | Grahame Hygate | Sparkhill Harriers | SenM | 99 |
| 100 | 190 | 48:00 | Richard Horne | Solihull & Small H | SenM | 100 |
| 101 | 188 | 48:06 | Paul Lloyd | Solihull & Small H | SenM | 101 |
| 102 | 48 | 48:08 | Aldo Mussi | Cobra R.C. & Tri | SenM | 102 |
| 103 | 46 | 48:14 | Adrian Marchant | Cobra R.C. & Tri | SenM | 103 |
| 104 | 350 | 48:16 | John Sixsmith | Dudley Kingswinford | SenM | 104 |
| 105 | 259 | 48:18 | Kevin Burke | Stourbridge R.C. | SenM | 105 |
| 106 | 53 | 48:24 | Chris Pearson | Cobra R.C. & Tri | SenM | 106 |
| 107 | 102 | 48:30 | Paul Roberts | Kidderminster & Stourport | SenM | 107 |
| 108 | 83 | 48:41 | Andrew Ames | Droitwich AC | SenM | 108 |
| 109 | 22 | 48:50 | Andy Matthews | Centurion RR | SenM | 109 |
| 110 | 359 | 49:06 | Ian Clough | Kidderminster & Stourport | SenM | 110 |
| 111 | 75 | 49:13 | Ed Milbourn | Coventry Triathletes | SenM | 111 |
| 112 | 405 | 49:18 | Andy Brown | Severn AC | SenM | 112 |
| 113 | 284 | 49:29 | Matt Ruff | Nuneaton Harriers | SenM | 113 |
| 114 | 377 | 49:29 | Sergej Lyubovniko | Dudley Kingswinford | SenM | 114 |
| 115 | 197 | 49:51 | Andy Carroll | Sparkhill Harriers | SenM | 115 |
| 116 | 135 | 49:59 | Spencer Davies | Northbrook AC | SenM | 116 |

3

**Birmingham & District Invitation Cross Country League
2015-16 Season - Race Result**


Division 3

Race 4

13/02/2016

Venue : Plock Court hosted by Severn AC

Results Version 2 (14/02/2016)



| | | | | | | |
|-----|-----|-------|----------------------|----------------------|------|-----|
| 117 | 51 | 50:17 | Carl Stephens | Cobra R.C. & Tri | SenM | 117 |
| 118 | 285 | 50:33 | Nick Wilson | Nuneaton Harriers | SenM | 118 |
| 119 | 163 | 50:47 | Chris Pinson Bradley | Sneyd Striders | SenM | 119 |
| 120 | 404 | 51:09 | Sebastian Nicholas | Stourbridge R.C. | SenM | 120 |
| 121 | 194 | 51:11 | Tommy Hill | Solihull & Small H | SenM | 121 |
| 122 | 73 | 51:13 | Chris Howes | Coventry Triathletes | SenM | 122 |
| 123 | 233 | 51:17 | David West | Sphinx AC | SenM | 123 |
| 124 | 29 | 51:20 | Garry Turner | Centurion RR | SenM | 124 |
| 125 | 374 | 51:28 | Leigh Alley | Aldridge R.C. | SenM | 125 |
| 126 | 203 | 51:33 | Craig Hinks | Sparkhill Harriers | SenM | 126 |
| 127 | 36 | 51:54 | Len Wallace | Centurion RR | SenM | 127 |
| 128 | 244 | 51:59 | Paul Bergin | Sphinx AC | SenM | 128 |
| 129 | 15 | 52:12 | Richard Lodge | Aldridge R.C. | SenM | 129 |
| 130 | 28 | 52:26 | Eric Robathan | Centurion RR | SenM | 130 |
| 131 | 166 | 52:39 | Gavin Harrison | Sneyd Striders | SenM | 131 |
| 132 | 81 | 52:54 | Mike Hulse | Coventry Triathletes | SenM | 132 |
| 133 | 212 | 53:00 | Mick Edwards | Sparkhill Harriers | SenM | 133 |
| 134 | 147 | 53:06 | Craig Strong | Peel Road Runners | SenM | 134 |
| 135 | 17 | 53:30 | Simon Hudson | Aldridge R.C. | SenM | 135 |
| 136 | 236 | 54:14 | Imran Ali | Sphinx AC | SenM | 136 |
| 137 | 97 | 54:23 | Stephen Darbyshire | Droitwich AC | SenM | 137 |
| 138 | 144 | 54:32 | Will Kirk-Wilson | Northbrook AC | SenM | 138 |
| 139 | 77 | 54:43 | Graham Read | Coventry Triathletes | SenM | 139 |
| 140 | 317 | 54:52 | John Andrews | Dudley Kingswinford | SenM | 140 |
| 141 | 365 | 54:55 | James Penlington | Droitwich AC | SenM | 141 |
| 142 | 268 | 54:58 | Alex Bruce | Nuneaton Harriers | SenM | 142 |
| 143 | 389 | 55:07 | Phillip Reece | Severn AC | SenM | 143 |
| 144 | 162 | 55:28 | Carl Brigwood | Sneyd Striders | SenM | 144 |
| 145 | 20 | 55:42 | Adrian Lloyd | Centurion RR | SenM | 145 |
| 146 | 79 | 56:21 | John Allaway | Coventry Triathletes | SenM | 146 |
| 147 | 5 | 57:03 | Lawrence Hewitt | Aldridge R.C. | SenM | 147 |
| 148 | 402 | 57:25 | Phil Neale | Peel Road Runners | SenM | 148 |
| 149 | 343 | 62:21 | Bob Donovan | Peel Road Runners | SenM | 149 |
| 150 | 113 | 67:39 | Fraser Barrett | Northbrook AC | SenM | 150 |
| 151 | 10 | 75:37 | Mike Rogers | Aldridge R.C. | SenM | 151 |
| 152 | 361 | 75:40 | Barry Cheema | Aldridge R.C. | SenM | 152 |

**Birmingham & District Invitation Cross Country League
2015-16 Season - Race Result**

Division 3

Race 4

13/02/2016

Venue : Plock Court hosted by Severn AC


Results Version 2 (14/02/2016)



Senior Men Team Results

| | | | | |
|--------|--------|---------------------------|------------------------|----------------------|
| A Team | 1 | Dudley Kingswinford | 2 3 8 11 20 21 | 65 |
| | 2 | Severn AC | 5 15 16 25 28 33 | 122 |
| | 3 | Sparkhill Harriers | 17 26 35 39 45 53 | 215 |
| | 4 | Northbrook AC | 6 13 18 52 67 68 | 224 |
| | 5 | Nuneaton Harriers | 1 10 24 59 66 75 | 235 |
| | 6 | Centurion RR | 9 42 47 48 50 65 | 261 |
| | 7 | Cobra R.C. & Tri | 19 34 51 77 93 95 | 369 |
| | 8 | Kidderminster & Stourport | 12 14 73 89 94 107 | 389 |
| | 9 | Sphinx AC | 7 55 56 79 123 128 | 448 |
| | 10 | Stourbridge R.C. | 43 63 64 83 105 120 | 478 |
| | 11 | Droitwich AC | 4 40 49 108 137 141 | 479 |
| | 12 | Aldridge R.C. | 30 41 76 80 125 129 | 481 |
| | 13 | Solihull & Small H | 37 71 78 100 101 121 | 508 |
| | 14 | Coventry Triathletes | 29 32 111 122 132 139 | 565 |
| | B Team | 15 | Sneyd Striders | 60 85 86 119 131 144 |
| 1 | | Dudley Kingswinford | 22 23 27 36 44 46 | 198 |
| 2 | | Sparkhill Harriers | 54 61 62 69 87 90 | 423 |
| 3 | | Northbrook AC | 70 88 91 98 116 138 | 601 |
| | 4 | Centurion RR | 97 109 124 127 130 145 | 732 |

Birmingham & District Invitation Cross Country League
2015-16 Season - Series Result
Division 3
Up to Race 4 - end of season
13/02/2016




Results Version 2 (14/02/2016)

| Senior Men | | Series Points | Match 1 | Match 2 | Match 3 | Match 4 | Total |
|------------|--------|---------------------------|---------|---------|---------|---------|-------|
| 1 | A Team | Dudley Kingswinford | 63 | 49 | 89 | 65 | 266 |
| 2 | | Northbrook AC | 132 | 116 | 129 | 224 | 601 |
| 3 | | Sparkhill Harriers | 164 | 123 | 141 | 215 | 643 |
| 4 | | Nuneaton Harriers | 296 | 355 | 256 | 235 | 1142 |
| 5 | | Centurion RR | 287 | 449 | 248 | 261 | 1245 |
| 6 | | Aldridge R.C. | 318 | 327 | 377 | 481 | 1503 |
| 7 | | Cobra R.C. & Tri | 418 | 378 | 360 | 369 | 1525 |
| 8 | | Stourbridge R.C. | 331 | 431 | 459 | 478 | 1699 |
| 9 | | Kidderminster & Stourport | 557 | 356 | 445 | 389 | 1747 |
| 10 | | Sphinx AC | 326 | 461 | 549 | 448 | 1784 |
| 11 | | Solihull & Small H | 381 | 664 | 685 | 508 | 2238 |
| 12 | | Coventry Triathletes | 503 | 583 | 744 | 565 | 2395 |
| 13 | | Sneyd Striders | 702 | 567 | 844 | 625 | 2738 |
| 14 | | Droitwich AC | 551 | | 241 | 479 | 1271 |
| 15 | | Peel Road Runners | 627 | 529 | 355 | | 1511 |
| 16 | | Severn AC | | | | 122 | 122 |
| 1 | B Team | Dudley Kingswinford | 301 | 220 | 264 | 198 | 983 |
| 2 | | Sparkhill Harriers | 433 | 329 | 399 | 423 | 1584 |
| 3 | | Northbrook AC | 426 | 343 | 469 | 601 | 1839 |
| 4 | | Centurion RR | 848 | | 739 | 732 | 2319 |
| 5 | | Nuneaton Harriers | 567 | 581 | | | 1148 |
| 6 | | Cobra R.C. & Tri | 919 | | 714 | | 1633 |
| 7 | | Aldridge R.C. | 797 | 850 | | | 1647 |
| 8 | | Droitwich AC | | | 668 | | 668 |
| 9 | | Sphinx AC | 717 | | | | 717 |
| 10 | | Kidderminster & Stourport | | | 909 | | 909 |



| Senior Men | | Series Points | Match 1 | Match 2 | Match 3 | Match 4 | Total | BestOf3 |
|------------|---------------------|---------------------------|---------|---------|---------|---------|-------|---------|
| 1 | 308 Ben Foster | Dudley Kingswinford | 2 | 1 | 2 | 2 | 7 | 5 |
| 2 | 347 Rob Meredith | Dudley Kingswinford | 3 | 2 | 5 | 3 | 13 | 8 |
| 3 | 139 Stuart Lumsden | Northbrook AC | 5 | 4 | 8 | 6 | 23 | 15 |
| 4 | 323 Matt Biggs | Dudley Kingswinford | 4 | 3 | 11 | 8 | 26 | 15 |
| 5 | 40 Paul Davies | Centurion RR | | 6 | 9 | 9 | 24 | 24 |
| 6 | 315 James Wright | Dudley Kingswinford | 6 | 8 | 12 | 11 | 37 | 25 |
| 7 | 125 Martin Winch | Northbrook AC | 9 | 11 | 10 | 13 | 43 | 30 |
| 8 | 82 Richard Bruce | Coventry Triathletes | 8 | 9 | 22 | | 39 | 39 |
| 9 | 99 Archie Roberts | Kidderminster & Stourport | 20 | 7 | 18 | 14 | 59 | 39 |
| 10 | 366 Ben Danvers | Kidderminster & Stourport | | 12 | 20 | 12 | 44 | 44 |
| 11 | 205 Darren Riley | Sparkhill Harriers | 14 | 17 | 16 | 17 | 64 | 47 |
| 12 | 275 Eric Fowler | Nuneaton Harriers | 10 | 16 | 26 | 24 | 76 | 50 |
| 13 | 18 Toby Oury | Aldridge R.C. | 15 | 14 | 25 | | 54 | 54 |
| 14 | 154 Martin Hollamby | Peel Road Runners | 12 | 13 | 39 | 31 | 95 | 56 |
| 15 | 114 Graham Dodd | Northbrook AC | 16 | 21 | 21 | | 58 | 58 |
| 16 | 255 Chris Blake | Stourbridge R.C. | 7 | 10 | 41 | | 58 | 58 |
| 17 | 52 Carson Tweedie | Cobra R.C. & Tri | 18 | 26 | 24 | 19 | 87 | 61 |
| 18 | 198 Andy Hussey | Sparkhill Harriers | 25 | 23 | 17 | | 65 | 65 |
| 19 | 213 Nick Stringer | Sparkhill Harriers | 23 | 18 | 31 | 26 | 98 | 67 |
| 20 | 118 John Wilson | Northbrook AC | 32 | 24 | 27 | 18 | 101 | 69 |
| 21 | 348 Rich Bate | Dudley Kingswinford | 21 | | 30 | 23 | 74 | 74 |
| 22 | 11 Paul Burke | Aldridge R.C. | 19 | 25 | 46 | 30 | 120 | 74 |
| 23 | 312 Dave Norman | Dudley Kingswinford | 29 | 27 | 35 | 20 | 111 | 76 |
| 24 | 256 Duncan Cornish | Stourbridge R.C. | 11 | | 23 | 43 | 77 | 77 |
| 25 | 331 Simon Hughes | Dudley Kingswinford | 37 | 30 | 29 | 22 | 118 | 81 |
| 26 | 329 Rob Sannwald | Dudley Kingswinford | 27 | 35 | 33 | 27 | 122 | 87 |
| 27 | 378 Stuart Perkins | Dudley Kingswinford | | 31 | 40 | 21 | 92 | 92 |


Birmingham & District Invitation Cross Country League
2015-16 Season - Series Result
Division 3
Up to Race 4 - end of season
13/02/2016



Results Version 2 (14/02/2016)

| | | | | | | | | | |
|----|-----|--------------------|---------------------------|-----|-----|-----|-----|-----|-----|
| 28 | 215 | Paul Webster | Sparkhill Harriers | 28 | 38 | 34 | 35 | 135 | 97 |
| 29 | 86 | Damian Cartland | Droitwich AC | 31 | | 28 | 40 | 99 | 99 |
| 30 | 192 | Steve Howes | Solihull & Small H | 30 | 34 | 38 | 37 | 139 | 101 |
| 31 | 91 | Paul Hayden | Droitwich AC | 34 | 40 | 44 | | 118 | 118 |
| 32 | 219 | Stuart Underwood | Sparkhill Harriers | 46 | 43 | 36 | 39 | 164 | 118 |
| 33 | 310 | Darren Bishop | Dudley Kingswinford | | 20 | 57 | 44 | 121 | 121 |
| 34 | 8 | Mark Shaw | Aldridge R.C. | 36 | 47 | 66 | 41 | 190 | 124 |
| 35 | 76 | Gary Smith | Coventry Triathletes | 47 | 50 | 47 | 32 | 176 | 126 |
| 36 | 151 | John Morgan | Peel Road Runners | 52 | 36 | 42 | | 130 | 130 |
| 37 | 41 | Peter Heald | Centurion RR | 35 | 48 | 49 | | 132 | 132 |
| 38 | 105 | Andrew McConville | Northbrook AC | 48 | 37 | 50 | 67 | 202 | 135 |
| 39 | 204 | Daniel Roulston | Sparkhill Harriers | 44 | | 52 | 45 | 141 | 141 |
| 40 | 49 | Alex Stephenson | Cobra R.C. & Tri | 40 | 59 | 43 | | 142 | 142 |
| 41 | 281 | Mark Treadwell | Nuneaton Harriers | 45 | 41 | 61 | 59 | 206 | 145 |
| 42 | 208 | John Goulding | Sparkhill Harriers | 41 | 51 | 58 | 54 | 204 | 146 |
| 43 | 129 | Richard Hodge | Northbrook AC | 56 | 39 | 56 | | 151 | 151 |
| 44 | 307 | Andy Spragg | Dudley Kingswinford | 49 | 45 | 60 | 58 | 212 | 152 |
| 45 | 27 | Ed Wallace | Centurion RR | 57 | | 55 | 42 | 154 | 154 |
| 46 | 218 | Simon Outhwaite | Sparkhill Harriers | 33 | 28 | 96 | | 157 | 157 |
| 47 | 237 | Jamie Richards | Sphinx AC | 26 | 58 | 74 | | 158 | 158 |
| 48 | 35 | Lee Caves | Centurion RR | 54 | 62 | 59 | 48 | 223 | 161 |
| 49 | 222 | Allen El-Sour | Sphinx AC | 62 | 46 | 81 | 55 | 244 | 163 |
| 50 | 45 | Wayne Muddiman | Centurion RR | 51 | 91 | 62 | 50 | 254 | 163 |
| 51 | 351 | Simon Blizzard | Dudley Kingswinford | 58 | 52 | 54 | | 164 | 164 |
| 52 | 128 | Richard French | Northbrook AC | 50 | 66 | 64 | 52 | 232 | 166 |
| 53 | 311 | Darren Thompson | Dudley Kingswinford | 68 | 61 | 45 | | 174 | 174 |
| 54 | 248 | Rob Wheatley | Sphinx AC | 55 | 65 | 73 | 56 | 249 | 176 |
| 55 | 214 | Patrick Finnegan | Sparkhill Harriers | | 55 | 65 | 62 | 182 | 182 |
| 56 | 85 | Ashley Harris | Droitwich AC | | 70 | 63 | 49 | 182 | 182 |
| 57 | 71 | Stuart Maynes | Cobra R.C. & Tri | | 64 | 68 | 51 | 183 | 183 |
| 58 | 68 | Steve Cleary | Cobra R.C. & Tri | 53 | 54 | 90 | 77 | 274 | 184 |
| 59 | 168 | Keith Harrison | Sneyd Striders | 75 | 57 | 89 | 60 | 281 | 192 |
| 60 | 349 | Mark Homer | Dudley Kingswinford | 78 | | 69 | 46 | 193 | 193 |
| 61 | 258 | James Bellamy | Stourbridge R.C. | 74 | 56 | 78 | 64 | 272 | 194 |
| 62 | 201 | Barry O'Neill | Sparkhill Harriers | | | 81 | 70 | 204 | 204 |
| 63 | 220 | Tahir Ahktar | Sparkhill Harriers | 59 | 79 | 87 | 69 | 294 | 207 |
| 64 | 104 | Steve Smith | Kidderminster & Stourport | | 53 | 83 | 73 | 209 | 209 |
| 65 | 100 | Brian Currier | Kidderminster & Stourport | 67 | 67 | 76 | | 210 | 210 |
| 66 | 127 | Pete Fellows | Northbrook AC | 69 | 80 | 80 | 70 | 299 | 219 |
| 67 | 363 | Jon King | Nuneaton Harriers | 70 | 86 | | 66 | 222 | 222 |
| 68 | 1 | Brett Antill | Aldridge R.C. | 77 | 72 | 97 | 76 | 322 | 225 |
| 69 | 288 | Peter Barzetovic | Nuneaton Harriers | 83 | 69 | 77 | | 229 | 229 |
| 70 | 117 | Joe Kelly | Northbrook AC | 73 | 87 | 75 | | 235 | 235 |
| 71 | 13 | Paul Lucas | Aldridge R.C. | 81 | 77 | 92 | 80 | 330 | 238 |
| 72 | 334 | Rob Woodward | Stourbridge R.C. | 72 | 88 | 79 | | 239 | 239 |
| 73 | 33 | James Eckloff | Centurion RR | 66 | | 110 | 65 | 241 | 241 |
| 74 | 181 | Daniel Hollins | Solihull & Small H | 63 | | 109 | 71 | 243 | 243 |
| 75 | 59 | Guy Walton | Cobra R.C. & Tri | 85 | 71 | | 95 | 251 | 251 |
| 76 | 191 | Scott Danter | Solihull & Small H | 82 | 93 | 120 | 78 | 373 | 253 |
| 77 | 243 | Nick Gilkes | Sphinx AC | 91 | 75 | 93 | | 259 | 259 |
| 78 | 271 | Andy Harris | Nuneaton Harriers | 87 | 94 | 82 | | 263 | 263 |
| 79 | 290 | Rob Carvell | Nuneaton Harriers | 176 | 96 | 95 | 75 | 442 | 266 |
| 80 | 251 | Wayne Broadbent | Sphinx AC | 84 | 118 | 104 | 79 | 385 | 267 |
| 81 | 314 | Graham Wildgoose | Dudley Kingswinford | 93 | 95 | 149 | 81 | 418 | 269 |
| 82 | 273 | Chris Hamer-Hodges | Nuneaton Harriers | | 89 | 99 | 82 | 270 | 270 |
| 83 | 108 | Damian Pharoah | Northbrook AC | 98 | 84 | 137 | 91 | 410 | 273 |
| 84 | 319 | Kieran Pitt | Dudley Kingswinford | 100 | 90 | 118 | 84 | 392 | 274 |
| 85 | 122 | Mark Baker | Northbrook AC | | 78 | 100 | 98 | 276 | 276 |
| 86 | 230 | Colin Piper | Sphinx AC | 61 | 100 | 124 | | 285 | 285 |
| 87 | 216 | Rob Mills | Sparkhill Harriers | 99 | 103 | 107 | 87 | 396 | 289 |
| 88 | 333 | Adam Crompton | Stourbridge R.C. | 111 | 97 | 123 | 83 | 414 | 291 |
| 89 | 259 | Kevin Burke | Stourbridge R.C. | 96 | 98 | 115 | 105 | 414 | 299 |
| 90 | 23 | Andy Rea | Centurion RR | 95 | 106 | 103 | | 304 | 304 |
| 91 | 190 | Richard Horne | Solihull & Small H | 92 | 115 | 132 | 100 | 439 | 307 |
| 92 | 206 | Grahame Hygate | Sparkhill Harriers | 109 | 101 | 108 | 99 | 417 | 308 |


Birmingham & District Invitation Cross Country League
2015-16 Season - Series Result
Division 3
Up to Race 4 - end of season
13/02/2016



Results Version 2 (14/02/2016)

| | | | | | | | | | |
|-----|-----|-----------------------|---------------------------|-----|-----|-----|-----|-----|-----|
| 93 | 171 | Mark Till | Sneyd Striders | 113 | 120 | 111 | 85 | 429 | 309 |
| 94 | 358 | Russ Barnes | Kidderminster & Stourport | 110 | 121 | 114 | 89 | 434 | 313 |
| 95 | 285 | Nick Wilson | Nuneaton Harriers | 103 | 114 | 102 | 118 | 437 | 319 |
| 96 | 53 | Chris Pearson | Cobra R.C. & Tri | 108 | 107 | 127 | 106 | 448 | 321 |
| 97 | 101 | Mark Hawkins | Kidderminster & Stourport | 120 | 108 | | 94 | 322 | 322 |
| 98 | 144 | Will Kirk-Wilson | Northbrook AC | | 74 | 112 | 138 | 324 | 324 |
| 99 | 135 | Spencer Davies | Northbrook AC | 102 | 122 | 106 | 116 | 446 | 324 |
| 100 | 94 | Peter Robinson | Droitwich AC | 105 | 111 | 121 | | 337 | 337 |
| 101 | 233 | David West | Sphinx AC | 104 | 117 | 155 | 123 | 499 | 344 |
| 102 | 163 | Chris Pinson Bradley | Sneyd Striders | 107 | 119 | | 119 | 345 | 345 |
| 103 | 188 | Paul Lloyd | Solihull & Small H | 145 | 127 | 122 | 101 | 495 | 350 |
| 104 | 203 | Craig Hinks | Sparkhill Harriers | 131 | 99 | | 126 | 356 | 356 |
| 105 | 359 | Ian Clough | Kidderminster & Stourport | 119 | 130 | 136 | 110 | 495 | 359 |
| 106 | 46 | Adrian Marchant | Cobra R.C. & Tri | 130 | | 131 | 103 | 364 | 364 |
| 107 | 62 | Mark Warren | Cobra R.C. & Tri | 135 | 104 | 126 | | 365 | 365 |
| 108 | 377 | Sergej Lyubovniko | Dudley Kingswinford | | 112 | 142 | 114 | 368 | 368 |
| 109 | 21 | Andy Carwardine | Centurion RR | 136 | 136 | 138 | 97 | 507 | 369 |
| 110 | 6 | Lloyd Mardenborough | Aldridge R.C. | 101 | 129 | 144 | | 374 | 374 |
| 111 | 350 | John Sixsmith | Dudley Kingswinford | 148 | 123 | | 104 | 375 | 375 |
| 112 | 102 | Paul Roberts | Kidderminster & Stourport | 141 | 135 | 134 | 107 | 517 | 376 |
| 113 | 284 | Matt Ruff | Nuneaton Harriers | 132 | 133 | | 113 | 378 | 378 |
| 114 | 160 | Andy Christian | Sneyd Striders | 122 | 125 | 135 | | 382 | 382 |
| 115 | 194 | Tommy Hill | Solihull & Small H | 125 | 138 | 164 | 121 | 548 | 384 |
| 116 | 357 | Stuart Grainger | Kidderminster & Stourport | 121 | 128 | 145 | | 394 | 394 |
| 117 | 22 | Andy Matthews | Centurion RR | 146 | 146 | 156 | 109 | 557 | 401 |
| 118 | 197 | Andy Carroll | Sparkhill Harriers | | 148 | 140 | 115 | 403 | 403 |
| 119 | 254 | Aidrian Phillips | Stourbridge R.C. | 153 | 110 | 147 | | 410 | 410 |
| 120 | 51 | Carl Stephens | Cobra R.C. & Tri | 147 | | 148 | 117 | 412 | 412 |
| 121 | 73 | Chris Howes | Coventry Triathletes | 155 | 140 | 162 | 122 | 579 | 417 |
| 122 | 244 | Paul Bergin | Sphinx AC | 134 | | 159 | 128 | 421 | 421 |
| 123 | 170 | Mark Clayton | Sneyd Striders | 158 | 113 | 157 | | 428 | 428 |
| 124 | 15 | Richard Lodge | Aldridge R.C. | 149 | | 153 | 129 | 431 | 431 |
| 125 | 317 | John Andrews | Dudley Kingswinford | | 142 | 150 | 140 | 432 | 432 |
| 126 | 147 | Craig Strong | Peel Road Runners | 154 | 147 | 160 | 134 | 595 | 435 |
| 127 | 36 | Len Wallace | Centurion RR | 143 | | 171 | 127 | 441 | 441 |
| 128 | 97 | Stephen Darbyshire | Droitwich AC | | 145 | 161 | 137 | 443 | 443 |
| 129 | 210 | Mark Arnold | Sparkhill Harriers | 140 | 143 | 168 | | 451 | 451 |
| 130 | 166 | Gavin Harrison | Sneyd Striders | | 154 | 169 | 131 | 454 | 454 |
| 131 | 162 | Carl Brigwood | Sneyd Striders | 162 | 150 | | 144 | 456 | 456 |
| 132 | 28 | Eric Robathan | Centurion RR | 161 | | 166 | 130 | 457 | 457 |
| 133 | 374 | Leigh Alley | Aldridge R.C. | | 160 | 174 | 125 | 459 | 459 |
| 134 | 268 | Alex Bruce | Nuneaton Harriers | 166 | 152 | 175 | 142 | 635 | 460 |
| 135 | 212 | Mick Edwards | Sparkhill Harriers | | 149 | 179 | 133 | 461 | 461 |
| 136 | 77 | Graham Read | Coventry Triathletes | | 155 | 173 | 139 | 467 | 467 |
| 137 | 20 | Adrian Lloyd | Centurion RR | 167 | 159 | 178 | 145 | 649 | 471 |
| 138 | 79 | John Allaway | Coventry Triathletes | 170 | 156 | 177 | 146 | 649 | 472 |
| 139 | 343 | Bob Donovan | Peel Road Runners | 179 | 162 | 185 | 149 | 675 | 490 |
| 140 | 5 | Lawrence Hewitt | Aldridge R.C. | | 164 | 180 | 147 | 491 | 491 |
| 141 | 361 | Barry Cheema | Aldridge R.C. | 181 | 170 | | 152 | 503 | 503 |
| 142 | 393 | Tim Dalton | Severn AC | 1 | | 1 | | 2 | 2 |
| 143 | 387 | Matt Amos | Nuneaton Harriers | | | 4 | 1 | 5 | 5 |
| 144 | 398 | Paul Little | Droitwich AC | | | 3 | 4 | 7 | 7 |
| 145 | 368 | Jonathan Scott | Sparkhill Harriers | | 5 | 7 | | 12 | 12 |
| 146 | 291 | Scott Hastings-Stuart | Nuneaton Harriers | | | 6 | 10 | 16 | 16 |
| 147 | 294 | Alex Hope | Severn AC | 13 | | 15 | | 28 | 28 |
| 148 | 133 | Scott Shepherd | Northbrook AC | | 19 | 13 | | 32 | 32 |
| 149 | 302 | Oliver Starkey | Severn AC | | | 19 | 15 | 34 | 34 |
| 150 | 26 | Dan Wrenn | Centurion RR | 24 | | 14 | | 38 | 38 |
| 151 | 299 | Mark Keeling | Severn AC | | 22 | | 28 | 50 | 50 |
| 152 | 318 | Kevin Duckworth | Dudley Kingswinford | | | 15 | 36 | 51 | 51 |
| 153 | 130 | Rob Barry | Northbrook AC | 22 | 44 | | | 66 | 66 |
| 154 | 80 | Matthew Knight | Coventry Triathletes | 39 | | | 29 | 68 | 68 |
| 155 | 55 | David Daniels | Cobra R.C. & Tri | | | 37 | 34 | 71 | 71 |
| 156 | 305 | Steve Hale | Severn AC | 43 | 29 | | | 72 | 72 |
| 157 | 152 | Lee Rickards | Peel Road Runners | | | 53 | 38 | 91 | 91 |


Birmingham & District Invitation Cross Country League
2015-16 Season - Series Result
Division 3
Up to Race 4 - end of season
13/02/2016



Results Version 2 (14/02/2016)

| | | | | | | | | |
|-----|-----|-------------------|---------------------------|-----|-----|-----|-----|-----|
| 158 | 381 | Ashley Baldwin | Peel Road Runners | 49 | 48 | 97 | 97 | |
| 159 | 138 | Steve Turvey | Northbrook AC | 42 | | 68 | 110 | 110 |
| 160 | 371 | Chris Brown | Severn AC | 60 | | 57 | 117 | 117 |
| 161 | 385 | Eddie Barber | Sparkhill Harriers | | 67 | 61 | 128 | 128 |
| 162 | 320 | Mark Gallimore | Dudley Kingswinford | 60 | | 72 | 132 | 132 |
| 163 | 43 | Tom Healy | Centurion RR | | 86 | 47 | 133 | 133 |
| 164 | 292 | Stephen White | Nuneaton Harriers | 64 | 85 | | 149 | 149 |
| 165 | 264 | Steven Burch | Stourbridge R.C. | 71 | 82 | | 153 | 153 |
| 166 | 321 | Mark Judge | Dudley Kingswinford | | 84 | 74 | 158 | 158 |
| 167 | 207 | James Hannon | Sparkhill Harriers | 76 | 83 | | 159 | 159 |
| 168 | 78 | James Lacey | Coventry Triathletes | 86 | 73 | | 159 | 159 |
| 169 | 14 | Rich Deeley | Aldridge R.C. | 90 | 92 | | 182 | 182 |
| 170 | 199 | Andy Wadsworth | Sparkhill Harriers | | 105 | 90 | 195 | 195 |
| 171 | 286 | Nick Wall | Nuneaton Harriers | 94 | 102 | | 196 | 196 |
| 172 | 48 | Aldo Mussi | Cobra R.C. & Tri | | 98 | 102 | 200 | 200 |
| 173 | 67 | Simon Perry | Cobra R.C. & Tri | | 113 | 96 | 209 | 209 |
| 174 | 65 | Paul Sheppard | Cobra R.C. & Tri | | 116 | 93 | 209 | 209 |
| 175 | 376 | Stephen Parr | Dudley Kingswinford | | 105 | 119 | 224 | 224 |
| 176 | 390 | Terry Moynihan | Northbrook AC | | 139 | 88 | 227 | 227 |
| 177 | 342 | Ian Smith | Peel Road Runners | 115 | | 117 | 232 | 232 |
| 178 | 83 | Andrew Ames | Droitwich AC | | 125 | 108 | 233 | 233 |
| 179 | 134 | Simon Davies | Northbrook AC | 126 | 116 | | 242 | 242 |
| 180 | 142 | Tony Hughes | Northbrook AC | | 124 | 128 | 252 | 252 |
| 181 | 19 | Trevor Harris | Aldridge R.C. | 118 | 134 | | 252 | 252 |
| 182 | 7 | Mark O'Rouke | Aldridge R.C. | 128 | 131 | | 259 | 259 |
| 183 | 29 | Garry Turner | Centurion RR | | 139 | 124 | 263 | 263 |
| 184 | 344 | Darren James | Peel Road Runners | 137 | 126 | | 263 | 263 |
| 185 | 355 | Graeme Peirson | Kidderminster & Stourport | 129 | | 141 | 270 | 270 |
| 186 | 17 | Simon Hudson | Aldridge R.C. | 151 | | 135 | 286 | 286 |
| 187 | 356 | Martin Willmott | Kidderminster & Stourport | 142 | | 151 | 293 | 293 |
| 188 | 81 | Mike Hulse | Coventry Triathletes | | 163 | 132 | 295 | 295 |
| 189 | 365 | James Penlington | Droitwich AC | 163 | | 141 | 304 | 304 |
| 190 | 236 | Imran Ali | Sphinx AC | | 181 | 136 | 317 | 317 |
| 191 | 47 | Alan Davies | Cobra R.C. & Tri | 164 | 153 | | 317 | 317 |
| 192 | 113 | Fraser Barrett | Northbrook AC | | 168 | 150 | 318 | 318 |
| 193 | 10 | Mike Rogers | Aldridge R.C. | | 169 | 151 | 320 | 320 |
| 194 | 209 | Kevin Morris | Sparkhill Harriers | 160 | | 165 | 325 | 325 |
| 195 | 389 | Phillip Reece | Severn AC | | 182 | 143 | 325 | 325 |
| 196 | 345 | Daniel Seedhouse | Peel Road Runners | 171 | 158 | | 329 | 329 |
| 197 | 193 | Thomas Perks | Solihull & Small H | 174 | 157 | | 331 | 331 |
| 198 | 373 | John Cunliffe | Solihull & Small H | | 166 | 172 | 338 | 338 |
| 199 | 335 | Norman Smith | Stourbridge R.C. | 180 | | 186 | 366 | 366 |
| 200 | 298 | James Rose | Severn AC | | | 5 | 5 | 5 |
| 201 | 224 | Andrejs Blakunovs | Sphinx AC | | | 7 | 7 | 7 |
| 202 | 295 | Austin Blackburn | Severn AC | | | 16 | 16 | 16 |
| 203 | 185 | Joe McLeod | Solihull & Small H | 17 | | | 17 | 17 |
| 204 | 304 | Steve Bradley | Severn AC | | | 25 | 25 | 25 |
| 205 | 369 | Rob Tyler | Sparkhill Harriers | | 32 | | 32 | 32 |
| 206 | 98 | Tom Boden | Droitwich AC | | | 32 | 32 | 32 |
| 207 | 406 | Kyran Hale | Severn AC | | | 33 | 33 | 33 |
| 208 | 173 | Nick Hill | Sneyd Striders | | 33 | | 33 | 33 |
| 209 | 225 | Andrew Lovelock | Sphinx AC | 38 | | | 38 | 38 |
| 210 | 280 | Keith Stephenson | Nuneaton Harriers | 42 | | | 42 | 42 |
| 211 | 386 | Neil Day | Aldridge R.C. | | | 51 | 51 | 51 |
| 212 | 407 | Pete Walters | Stourbridge R.C. | | | 63 | 63 | 63 |
| 213 | 367 | Dave Pearson | Sparkhill Harriers | | 63 | | 63 | 63 |
| 214 | 293 | Tyler Selway | Nuneaton Harriers | 65 | | | 65 | 65 |
| 215 | 380 | Jimmy Dewis | Nuneaton Harriers | | 68 | | 68 | 68 |
| 216 | 88 | Douglas Ward | Droitwich AC | | | 71 | 71 | 71 |
| 217 | 92 | Paul Hinton | Droitwich AC | | | 72 | 72 | 72 |
| 218 | 379 | Tony Norman | Nuneaton Harriers | | 76 | | 76 | 76 |
| 219 | 353 | Paul Hyde | Droitwich AC | 79 | | | 79 | 79 |
| 220 | 140 | Tom Miller | Northbrook AC | 80 | | | 80 | 80 |
| 221 | 388 | Paul Smolte | Peel Road Runners | | | 85 | 85 | 85 |
| 222 | 177 | Robert Drew | Sneyd Striders | | | 86 | 86 | 86 |

Birmingham & District Invitation Cross Country League
2015-16 Season - Series Result
Division 3
Up to Race 4 - end of season
13/02/2016




Results Version 2 (14/02/2016)

| | | | | | | | | |
|-----|-----|---------------------|---------------------------|-----|-----|-----|-----|-----|
| 223 | 289 | Phil Harris | Nuneaton Harriers | 88 | | | 88 | 88 |
| 224 | 395 | Brian McMulkin | Peel Road Runners | | | 88 | 88 | 88 |
| 225 | 326 | Pete Hood | Dudley Kingswinford | 89 | | | 89 | 89 |
| 226 | 95 | Scott Lattimer | Droitwich AC | | | 91 | 91 | 91 |
| 227 | 324 | Paul Silk | Dudley Kingswinford | | | | 92 | 92 |
| 228 | 126 | Paul Robbins | Northbrook AC | | | 94 | 94 | 94 |
| 229 | 183 | Graham Lawrence | Solihull & Small H | 97 | | | 97 | 97 |
| 230 | 63 | Mike Tovey | Cobra R.C. & Tri | | | 101 | 101 | 101 |
| 231 | 339 | Brian Pears | Sphinx AC | 106 | | | 106 | 106 |
| 232 | 370 | Harry Lambert | Kidderminster & Stourport | | 109 | | 109 | 109 |
| 233 | 75 | Ed Milbourn | Coventry Triathletes | | | | 111 | 111 |
| 234 | 287 | Peter Greenfield | Nuneaton Harriers | 112 | | | 112 | 112 |
| 235 | 405 | Andy Brown | Severn AC | | | | 112 | 112 |
| 236 | 64 | Neil Hale | Cobra R.C. & Tri | 114 | | | 114 | 114 |
| 237 | 336 | Dave Sheppard | Stourbridge R.C. | 116 | | | 116 | 116 |
| 238 | 352 | Richard Jones | Dudley Kingswinford | 117 | | | 117 | 117 |
| 239 | 404 | Sebastian Nicholas | Stourbridge R.C. | | | | 120 | 120 |
| 240 | 131 | Rob Cox | Northbrook AC | 123 | | | 123 | 123 |
| 241 | 328 | Richard Tonks | Dudley Kingswinford | 124 | | | 124 | 124 |
| 242 | 167 | Ian Maullin | Sneyd Striders | 127 | | | 127 | 127 |
| 243 | 401 | Nick Comerford | Droitwich AC | | | 129 | 129 | 129 |
| 244 | 93 | Peter Rean | Droitwich AC | | | 130 | 130 | 130 |
| 245 | 9 | Martin Wall | Aldridge R.C. | | 132 | | 132 | 132 |
| 246 | 384 | Pete Reeves | Sparkhill Harriers | | | 133 | 133 | 133 |
| 247 | 121 | Kevin Coughlan | Northbrook AC | 133 | | | 133 | 133 |
| 248 | 372 | Stuart Bird | Stourbridge R.C. | | 137 | | 137 | 137 |
| 249 | 338 | Stuart Banbrook | Sphinx AC | 138 | | | 138 | 138 |
| 250 | 354 | Rod Taylor | Droitwich AC | 139 | | | 139 | 139 |
| 251 | 176 | Richard Johnson | Sneyd Striders | | 141 | | 141 | 141 |
| 252 | 84 | Andy Foden | Droitwich AC | | | 143 | 143 | 143 |
| 253 | 330 | Rory Campbell | Dudley Kingswinford | | 144 | | 144 | 144 |
| 254 | 340 | Craig Pears | Sphinx AC | 144 | | | 144 | 144 |
| 255 | 400 | Neil Wilkes | Centurion RR | | | 146 | 146 | 146 |
| 256 | 402 | Phil Neale | Peel Road Runners | | | | 148 | 148 |
| 257 | 2 | Eamon Lyons | Aldridge R.C. | 150 | | | 150 | 150 |
| 258 | 238 | Jonathan Dowds | Sphinx AC | | 151 | | 151 | 151 |
| 259 | 249 | Steve Court | Sphinx AC | 152 | | | 152 | 152 |
| 260 | 360 | Dave Meacham | Kidderminster & Stourport | | | 152 | 152 | 152 |
| 261 | 394 | Gavin Ward | Droitwich AC | | | 154 | 154 | 154 |
| 262 | 364 | Kevin Erne | Northbrook AC | 156 | | | 156 | 156 |
| 263 | 145 | Adrian Corcoran | Peel Road Runners | 157 | | | 157 | 157 |
| 264 | 4 | Kieran Wood | Aldridge R.C. | | | 158 | 158 | 158 |
| 265 | 362 | Tom Jordan | Northbrook AC | 159 | | | 159 | 159 |
| 266 | 42 | Richard Booth | Centurion RR | | 161 | | 161 | 161 |
| 267 | 382 | Lowis Satterthwaite | Centurion RR | | 163 | | 163 | 163 |
| 268 | 175 | Phil Stewardson | Sneyd Striders | | 165 | | 165 | 165 |
| 269 | 70 | Steve Tustin | Cobra R.C. & Tri | 165 | | | 165 | 165 |
| 270 | 383 | Pete Concannon | Sparkhill Harriers | | 167 | | 167 | 167 |
| 271 | 396 | Andy Price | Cobra R.C. & Tri | | | 167 | 167 | 167 |
| 272 | 346 | Les Carter | Coventry Triathletes | 168 | | | 168 | 168 |
| 273 | 12 | Paul Jones | Aldridge R.C. | 169 | | | 169 | 169 |
| 274 | 90 | Nick Wilkins | Droitwich AC | | | 170 | 170 | 170 |
| 275 | 106 | Andy Houston | Northbrook AC | 172 | | | 172 | 172 |
| 276 | 16 | Robert Young | Aldridge R.C. | 173 | | | 173 | 173 |
| 277 | 72 | Bruce Darton | Coventry Triathletes | 175 | | | 175 | 175 |
| 278 | 262 | Paul Bradley | Stourbridge R.C. | | | 176 | 176 | 176 |
| 279 | 31 | Ian Cooper | Centurion RR | 177 | | | 177 | 177 |
| 280 | 50 | Andrew Swindells | Cobra R.C. & Tri | 178 | | | 178 | 178 |
| 281 | 397 | Mark Baxter | Sneyd Striders | | | 183 | 183 | 183 |
| 282 | 399 | Mick Hudson | Kidderminster & Stourport | | | 184 | 184 | 184 |

Birmingham & District Invitation Cross Country League
2015-16 Season - Series Result
Division 3
Up to Race 4 - end of season
13/02/2016

Results Version 2 (14/02/2016)



| Junior Men | | | Series Points | Match 1 | Match 2 | Match 3 | Match 4 | Total | BestOf3 |
|-------------------|-----|-----------------|---------------------------|---------|---------|---------|---------|-------|---------|
| 1 | 99 | Archie Roberts | Kidderminster & Stourport | 2 | 1 | 1 | 1 | 5 | 3 |
| 2 | 204 | Daniel Roulston | Sparkhill Harriers | 3 | | 2 | 2 | 7 | 7 |
| 3 | 385 | Eddie Barber | Sparkhill Harriers | | | 3 | 3 | 6 | 6 |
| 4 | 185 | Joe McLeod | Solihull & Small H | 1 | | | | 1 | 1 |