

**Birmingham & District Invitation Cross Country League
2017-2018 Season - Race Result**


Division 1

Race 4

10/02/2018 at Aldersley Stadium, Wolverhampton

hosted by Wolverhampton&Bilston AC

Results Version 2 (11/02/2018)



Don't forget

**The League AGM is on Friday 23rd March
starts 7.00 in the Birchfield Club room
at Alexander Stadium**

Senior Mens Race

Posn	Bib	Time	Name	Club	Age	SenM Pts	JunM Pts
1	335	28:42	Jay Rossiter	Loughborough Students		1	
2	770	28:42	Joe Wilkinson	Loughborough Students		2	
3	32	29:05	Will Richardson	Birchfield Harriers		3	
4	15	29:09	Jonathan Goringe	Birchfield Harriers		4	
5	698	29:13	Dominic Jones	Rugby&Northampton		5	
6	141	29:14	Phil Wylie	Cheltenham&County		6	
7	87	29:18	Alex Bampton	Cheltenham&County		7	
8	442	29:24	Joe Smith	Tipton Harriers		8	
9	129	29:28	Ben Price	Cheltenham&County		9	
10	409	29:30	Peter Brookes	Tipton Harriers		10	
11	449	29:31	Ian Williams	Tipton Harriers		11	
12	2	29:32	Ed Banks	Birchfield Harriers		12	
13	694	29:32	Mike Tanner	Birchfield Harriers		13	
14	270	29:42	Callum Hanlon	Leamington C & AC		14	
15	450	29:50	Martin Williams	Tipton Harriers		15	
16	428	29:55	Stuart Hawkes	Tipton Harriers		16	
17	183	29:58	Alistair Smith	Coventry Godiva Harriers		17	
18	530	29:59	Alex Riele	University of Birmingham	JunM	18	1
19	767	30:03	Ignacio Tanco	Loughborough Students		19	
20	355	30:11	Shaun Evans	Royal Sutton Coldfield		20	
21	314	30:14	Jamie Goodge	Loughborough Students	JunM	21	2
22	159	30:16	Louis Wrigley	City Of Stoke		22	
23	506	30:17	Charlie Davis	University of Birmingham	JunM	23	3
24	26	30:20	Matthew Missen	Birchfield Harriers		24	
25	721	30:26	Jon Morris	Wolverhampton&Bilston		25	
26	99	30:28	Richard de-Camps	Cheltenham&County		26	
27	710	30:29	Oliver Paulin	Coventry Godiva Harriers		27	
28	167	30:31	Dan Clarke	Coventry Godiva Harriers		28	
29	307	30:33	Sam Costley	Loughborough Students	JunM	29	4
30	532	30:37	Merhawi Tesfaldet	University of Birmingham		30	
31	313	30:40	Daniel Giles	Loughborough Students		31	
32	16	30:41	Rory Grant	Birchfield Harriers		32	
33	137	30:48	George Watson	Cheltenham&County	JunM	33	5
34	127	30:53	Jacob Pickering	Cheltenham&County	JunM	34	6
35	151	30:54	Shajahan Janally	City Of Stoke		35	
36	217	30:57	Ben Taylor	Kenilworth Runners		36	
37	126	30:58	Daniel Owen	Cheltenham&County		37	
38	303	30:58	Joe Arthur	Loughborough Students	JunM	38	7
39	73	31:04	Dan Robinson	BRAT Club		39	
40	97	31:05	Edd Charlton-Weedy	Cheltenham&County		40	
41	473	31:06	Vinnie Martin	Trentham RC		41	
42	684	31:06	Tom Slattery	University of Warwick AC	JunM	42	8
43	18	31:07	Ben Griffiths	Birchfield Harriers		43	
44	702	31:09	Chris Sharp	Knowle&Dorridge RC		44	
45	142	31:11	Jamie Arnold	City Of Stoke		45	
46	124	31:11	Oliver Mott	Cheltenham&County		46	
47	572	31:12	Nathan Tipping	University of Warwick AC		47	
48	357	31:14	Oliver Harradence	Royal Sutton Coldfield		48	
49	451	31:16	Phil Wilson	Tipton Harriers		49	
50	310	31:18	Terrence Fawden	Loughborough Students	JunM	50	9
51	269	31:23	Phil Gould	Leamington C & AC		51	
52	315	31:26	John Gordon	Loughborough Students		52	
53	7	31:27	Orlando Corea	Birchfield Harriers		53	


**Birmingham & District Invitation Cross Country League
2017-2018 Season - Race Result**

Division 1

Race 4

**10/02/2018 at Aldersley Stadium, Wolverhampton
hosted by Wolverhampton&Bilston AC**

Results Version 2 (11/02/2018)



54	117	31:29	Dan King	Cheltenham&County		54	
55	391	31:31	Alistair McDonnell	Rugby&Northampton		55	
56	148	31:36	Chris Gidlow	City Of Stoke		56	
57	104	31:42	Marcus England	Cheltenham&County		57	
58	590	31:43	Grant Cummings	Wolverhampton&Bilston		58	
59	261	31:45	Kieran Chahal	Leamington C & AC	JunM	59	10
60	504	31:46	Aidan Daniel	University of Birmingham	JunM	60	11
61	393	31:48	Ben Musgrove	Rugby&Northampton	JunM	61	12
62	267	31:48	Tom Foulerton	Leamington C & AC		62	
63	447	31:48	Richard White	Tipton Harriers		63	
64	106	31:52	Marc Fallows	Cheltenham&County		64	
65	498	31:52	Dan Carpenter	University of Birmingham	JunM	65	13
66	136	31:52	Dan Thomas	Cheltenham&County		66	
67	118	31:58	Alex Lee	Cheltenham&County		67	
68	146	31:58	James Condlyffe	City Of Stoke	JunM	68	14
69	486	32:00	Lee-j Watson	Trentham RC		69	
70	497	32:03	Will Bryan	University of Birmingham	JunM	70	15
71	115	32:05	Charlie Jones	Cheltenham&County		71	
72	88	32:08	Jon Barnes	Cheltenham&County		72	
73	414	32:09	Stephen Corbishley	Tipton Harriers		73	
74	180	32:11	Clark Roberts	Coventry Godiva Harriers		74	
75	390	32:11	Stephen Marks	Rugby&Northampton		75	
76	64	32:12	Martin Matthews	BRAT Club		76	
77	86	32:12	Dave Aubrey	Cheltenham&County		77	
78	525	32:15	Aedan O'Brien	University of Birmingham		78	
79	176	32:17	Joseph McLeod	Coventry Godiva Harriers		79	
80	708	32:19	Jason Burgess	Trentham RC		80	
81	4	32:20	Matthew Biggs	Birchfield Harriers		81	
82	30	32:22	Andrew Peat	Birchfield Harriers		82	
83	759	32:23	Rhys Francis	Loughborough Students		83	
84	51	32:24	Steve Dunsby	BRAT Club		84	
85	256	32:24	Paul Andrew	Leamington C & AC		85	
86	205	32:27	Kevin Hope	Kenilworth Runners		86	
87	701	32:29	Tesfray Teweled	Birchfield Harriers		87	
88	619	32:30	Jamie Ward	Wolverhampton&Bilston	JunM	88	16
89	252	32:33	Gareth Wainwright	Knowle&Dorridge RC		89	
90	58	32:35	Mark Ince	BRAT Club		90	
91	284	32:38	Richard Merrell	Leamington C & AC		91	
92	805	32:41	Jonathan Reed	Birchfield Harriers		92	
93	446	32:44	Karl Welborn	Tipton Harriers		93	
94	119	32:49	Alex Lindfield	Cheltenham&County	JunM	94	17
95	370	32:49	Joe Spruce	Royal Sutton Coldfield		95	
96	199	32:50	George Crawford	Kenilworth Runners		96	
97	14	32:50	Teklay Gebrekidan	Birchfield Harriers		97	
98	406	32:51	Dean Bate	Tipton Harriers		98	
99	63	32:54	Nick Lewis	BRAT Club		99	
100	405	33:02	Shaun Barnsley	Tipton Harriers		100	
101	300	33:03	Harry Allen	Loughborough Students	JunM	101	18
102	150	33:04	Tom Hendricken	City Of Stoke		102	
103	448	33:06	Gary Whitehouse	Tipton Harriers		103	
104	361	33:11	Barry Lloyd	Royal Sutton Coldfield		104	
105	647	33:12	Jack Bonser	Wolverhampton&Bilston		105	
106	237	33:14	Chris Morgan	Knowle&Dorridge RC		106	
107	235	33:15	Darren John	Knowle&Dorridge RC		107	
108	69	33:16	Tom Powell	BRAT Club		108	
109	712	33:22	Dave Tomlin	Cheltenham&County		109	
110	613	33:25	David Smith	Wolverhampton&Bilston		110	
111	535	33:26	Sam Brashaw	University of Warwick AC	JunM	111	19
112	758	33:27	Richard Farley	Loughborough Students		112	
113	654	33:29	George Mason	Loughborough Students		113	
114	297	33:31	Greg West	Leamington C & AC	JunM	114	20
115	729	33:31	Jonathan Lundy	BRAT Club		115	
116	296	33:31	Andreoulakis Vassilis	Leamington C & AC		116	
117	512	33:32	James Horrex	University of Birmingham	JunM	117	21
118	111	33:35	Andy Gore	Cheltenham&County		118	
119	464	33:35	Simon Ford	Trentham RC		119	


**Birmingham & District Invitation Cross Country League
2017-2018 Season - Race Result**

Division 1

Race 4

**10/02/2018 at Aldersley Stadium, Wolverhampton
hosted by Wolverhampton&Bilston AC**

Results Version 2 (11/02/2018)



120	5	33:35	Reis Brooke	Birchfield Harriers	JunM	120	22
121	138	33:38	Doug Wight	Cheltenham&County		121	
122	94	33:40	Nick Brown	Cheltenham&County		122	
123	586	33:40	Robert Cartwright	Wolverhampton&Bilston		123	
124	582	33:41	Gareth Briggs	Wolverhampton&Bilston		124	
125	429	33:42	Dean Hill	Tipton Harriers		125	
126	228	33:50	Jack Bristow	Knowle&Dorridge RC		126	
127	536	33:52	Dougal Burrowes	University of Warwick AC	JunM	127	23
128	595	33:53	Rob Hawley	Wolverhampton&Bilston		128	
129	562	33:53	Raul Simmons Perez	University of Warwick AC	JunM	129	24
130	82	33:54	Thanos Tsolakis	BRAT Club		130	
131	203	33:56	Matthew Dyer	Kenilworth Runners		131	
132	291	34:02	Jack Savage	Leamington C & AC		132	
133	699	34:03	Alex Jones	Royal Sutton Coldfield	JunM	133	25
134	219	34:05	Dewi Williams	Kenilworth Runners		134	
135	618	34:09	Daniel Vaughan	Wolverhampton&Bilston		135	
136	202	34:12	Stanley Doxey	Kenilworth Runners		136	
137	28	34:13	Michael Morley	Birchfield Harriers		137	
138	821	34:23	Adam Soley	Tipton Harriers		138	
139	395	34:25	Dean Oldfield	Rugby&Northampton		139	
140	431	34:29	Iain Lewis	Tipton Harriers		140	
141	713	34:29	Nathan Warren	BRAT Club		141	
142	686	34:30	Joe Childs	Rugby&Northampton	JunM	142	26
143	399	34:31	Jon Taylor	Rugby&Northampton		143	
144	227	34:34	Simon Bentley	Knowle&Dorridge RC		144	
145	38	34:38	Abayomi Adedimeji	BRAT Club		145	
146	364	34:39	Tom Parkes	Royal Sutton Coldfield	JunM	146	27
147	232	34:42	Richard Dixon	Knowle&Dorridge RC		147	
148	667	34:43	Keith Beasley	Kenilworth Runners		148	
149	34	34:51	Alistair Rutherford	Birchfield Harriers		149	
150	745	34:52	Gavin Fowler	Leamington C & AC		150	
151	11	34:54	Peter Dimbleby	Birchfield Harriers		151	
152	588	34:56	Harry Creswell	Wolverhampton&Bilston	JunM	152	28
153	484	34:58	Stephan Walley	Trentham RC		153	
154	170	35:03	Dave Conway	Coventry Godiva Harriers		154	
155	579	35:04	Andrew Bave	Wolverhampton&Bilston		155	
156	601	35:07	James Lewis	Wolverhampton&Bilston		156	
157	112	35:08	Mike Gray	Cheltenham&County		157	
158	365	35:11	Ashley Powell	Royal Sutton Coldfield		158	
159	397	35:12	Nigel Roberts	Rugby&Northampton		159	
160	283	35:15	Dean Mawby	Leamington C & AC	JunM	160	29
161	488	35:16	Scott Zikmanis	Trentham RC		161	
162	537	35:21	Joe Cochrane	University of Warwick AC		162	
163	192	35:23	Wayne Briggs	Kenilworth Runners		163	
164	352	35:28	Martin Clutterbuck	Royal Sutton Coldfield		164	
165	20	35:29	Lee Harris	Birchfield Harriers		165	
166	387	35:36	Joe Lantsbery	Rugby&Northampton		166	
167	711	35:37	James Wilkinson	Cheltenham&County		167	
168	31	35:39	Simon Rhodes	Birchfield Harriers		168	
169	347	35:40	Rob Andrew	Royal Sutton Coldfield		169	
170	809	35:48	Huw Riley	Kenilworth Runners		170	
171	680	35:48	David Carbutt	Knowle&Dorridge RC		171	
172	452	35:49	Clark Woodhall	Tipton Harriers		172	
173	84	35:50	Adam Western	BRAT Club		173	
174	43	35:54	Ben Beaumont	BRAT Club		174	
175	240	35:57	Tim Price	Knowle&Dorridge RC		175	
176	48	35:58	Toby Close	BRAT Club		176	
177	263	35:59	Marc Curtis	Leamington C & AC		177	
178	542	36:00	Neil Gordon	University of Warwick AC		178	
179	244	36:01	Torsten Roesler	Knowle&Dorridge RC		179	
180	81	36:05	Iain Squires	BRAT Club		180	
181	220	36:13	Nicholas Williams	Kenilworth Runners		181	
182	172	36:15	Peter Eccleston	Coventry Godiva Harriers		182	
183	44	36:25	Chris Burrows	BRAT Club		183	
184	247	36:28	Michael Swann	Knowle&Dorridge RC		184	
185	24	36:29	Christopher Larvin	Birchfield Harriers		185	


**Birmingham & District Invitation Cross Country League
2017-2018 Season - Race Result**

Division 1

Race 4

**10/02/2018 at Aldersley Stadium, Wolverhampton
hosted by Wolverhampton&Bilston AC**


Results Version 2 (11/02/2018)



186	61	36:31	Andy Kenchington	BRAT Club		186	
187	353	36:33	Simon Corker	Royal Sutton Coldfield		187	
188	288	36:35	Ben Rajann	Leamington C & AC		188	
189	599	36:36	Carl James	Wolverhampton&Bilston		189	
190	275	36:40	Steve Hundal	Leamington C & AC		190	
191	276	36:40	Alex Ibbs	Leamington C & AC	JunM	191	30
192	378	36:42	Vince Carroll	Rugby&Northampton		192	
193	746	36:44	James Joyce	Leamington C & AC		193	
194	529	36:49	Alfie Ratcliffe	University of Birmingham	JunM	194	31
195	308	36:50	Markus Dalgaard	Loughborough Students		195	
196	60	36:52	Huw Jones	BRAT Club		196	
197	741	36:54	Craig Bower	Leamington C & AC		197	
198	646	36:56	Adam Bebbington	Rugby&Northampton	JunM	198	32
199	56	36:57	Richard Gray	BRAT Club		199	
200	648	37:01	David Newport	Wolverhampton&Bilston		200	
201	93	37:04	Alister Brown	Cheltenham&County		201	
202	168	37:06	Simon Clarke	Coventry Godiva Harriers		202	
203	752	37:12	Tashan Allman	Loughborough Students	JunM	203	33
204	250	37:19	Greg Turner	Knowle&Dorridge RC		204	
205	584	37:22	Simon Calrow	Wolverhampton&Bilston		205	
206	107	37:23	Russell Forsbrook	Cheltenham&County		206	
207	750	37:24	Peter Stockbridge	Leamington C & AC		207	
208	196	37:24	Richard Cookson	Kenilworth Runners		208	
209	487	37:24	Ed Wilson	Trentham RC		209	
210	668	37:25	Paul Furness	Rugby&Northampton		210	
211	188	37:30	Ryan Baker	Kenilworth Runners		211	
212	80	37:34	Nathan Smith	BRAT Club		212	
213	287	37:36	Simon Perkin	Leamington C & AC		213	
214	72	37:38	Will Raiment	BRAT Club		214	
215	221	37:39	Anthony Young	Kenilworth Runners		215	
216	57	37:42	Chris Grimley	BRAT Club		216	
217	641	37:44	Karl Fletcher	Tipton Harriers		217	
218	723	37:44	Anthony Pinson	Wolverhampton&Bilston		218	
219	483	37:55	Terry Wall	Trentham RC		219	
220	177	37:57	Jose Ortiz Gonzalez	Coventry Godiva Harriers		220	
221	665	37:59	Andrew Henderson	Tipton Harriers		221	
222	617	38:01	James Toddington	Wolverhampton&Bilston		222	
223	158	38:05	Jordan Thomas	City Of Stoke	JunM	223	34
224	629	38:05	Frank Inman	BRAT Club		224	
225	722	38:06	Kevin Koren	Wolverhampton&Bilston		225	
226	66	38:14	Kevin Oakes	BRAT Club		226	
227	707	38:15	Chris Lyons	Kenilworth Runners		227	
228	294	38:18	Nick Tawney	Leamington C & AC		228	
229	299	38:23	Robert Wilson	Leamington C & AC		229	
230	218	38:26	Stewart Underhill	Kenilworth Runners		230	
231	271	38:29	Andrew Higgins	Leamington C & AC		231	
232	597	38:30	Alex Herron	Wolverhampton&Bilston		232	
233	380	38:32	Max Chippington	Rugby&Northampton		233	
234	549	38:46	David Hooton	University of Warwick AC	JunM	234	35
235	714	38:55	Chris Woods	BRAT Club		235	
236	820	38:56	Peter Nicholl	Kenilworth Runners		236	
237	224	38:58	Pete Austin	Knowle&Dorridge RC		237	
238	50	39:06	Robert Dowse	BRAT Club		238	
239	187	39:10	Colin Bailey	Kenilworth Runners		239	
240	266	39:17	Paolo Foglino	Leamington C & AC		240	
241	453	39:19	Doug Alcock	Trentham RC		241	
242	68	39:20	Andy Piddington	BRAT Club		242	
243	403	39:26	Andy Acha	Tipton Harriers		243	
244	285	39:27	Brian Miller	Leamington C & AC		244	
245	45	39:27	Paul Cannon	BRAT Club		245	
246	382	39:30	Terry Egan	Rugby&Northampton		246	
247	162	39:38	Aaron Bodycote	Coventry Godiva Harriers		247	
248	719	39:42	Alan Brooks	Wolverhampton&Bilston		248	
249	615	39:42	Lionel Spittle	Wolverhampton&Bilston		249	
250	9	39:45	Rob Deakin	Birchfield Harriers		250	
251	419	39:47	Mark Fantom	Tipton Harriers		251	

Birmingham & District Invitation Cross Country League**2017-2018 Season - Race Result****Division 1****Race 4****10/02/2018 at Aldersley Stadium, Wolverhampton****hosted by Wolverhampton&Bilston AC**

Results Version 2 (11/02/2018)



252	725	39:55	Shaun Bennett	Wolverhampton&Bilston	252
253	585	39:56	Keith Carter	Wolverhampton&Bilston	253
254	593	39:57	Robert Edwards	Wolverhampton&Bilston	254
255	465	39:58	Adrian Frost	Trentham RC	255
256	459	40:01	Paul Burslem	Trentham RC	256
257	260	40:09	Paul Caruana	Leamington C & AC	257
258	716	40:13	Phil Evans	Wolverhampton&Bilston	258
259	616	40:16	Paul Tabor	Wolverhampton&Bilston	259
260	706	40:17	Richard Field	Tipton Harriers	260
261	663	40:25	Warren Thomas	Trentham RC	261
262	655	40:28	Myles Wilson	Tipton Harriers	262
263	363	40:35	Iain Mackie	Royal Sutton Coldfield	263
264	811	40:36	Stephen Challey	Kenilworth Runners	264
265	204	40:42	Barry Elkington	Kenilworth Runners	265
266	591	40:51	David Davies	Wolverhampton&Bilston	266
267	747	40:53	Philip Pavey	Leamington C & AC	267
268	583	40:58	Piers Butler	Wolverhampton&Bilston	268
269	724	41:01	Andy Dyall	Wolverhampton&Bilston	269
270	810	41:06	Craig Phillips	Kenilworth Runners	270
271	578	41:10	Clive Barrett	Wolverhampton&Bilston	271
272	720	41:19	Harrison Barrett	Wolverhampton&Bilston	272
273	607	41:31	Pritesh Patel	Wolverhampton&Bilston	273
274	74	41:35	Robert Rose	BRAT Club	274
275	438	41:38	Rob Sedgley	Tipton Harriers	275
276	400	41:40	Adrian White	Rugby&Northampton	276
277	640	41:41	Andy Bentley	Tipton Harriers	277
278	553	42:26	Philip Marsh	University of Warwick AC	278
279	396	42:45	Adrian Reast	Rugby&Northampton	279
280	286	43:33	Alex Montgomery	Leamington C & AC	280
281	743	43:39	Sagar Depala	Leamington C & AC	281
282	813	43:44	Chris Hardman	Trentham RC	282
283	802	43:53	Richard Preston	Wolverhampton&Bilston	283
284	290	44:05	Steve Roberts	Leamington C & AC	284
285	25	44:41	Steve McCann	Birchfield Harriers	285
286	262	44:53	Rupe Chalal	Leamington C & AC	286
287	693	45:01	Euan Ramage	Loughborough Students	287
288	580	45:11	Nicholas Beach	Wolverhampton&Bilston	288
289	415	45:43	George Cunningham	Tipton Harriers	289
290	804	45:49	Kal Sandhu	Wolverhampton&Bilston	290
291	581	46:18	Russell Blair	Wolverhampton&Bilston	291
292	76	46:40	David Sansom	BRAT Club	292
293	417	46:57	Paul Dolan	Tipton Harriers	293
294	589	47:36	Ian Creswell	Wolverhampton&Bilston	294
295	718	48:33	Chris Marshall	Wolverhampton&Bilston	295
296	614	48:47	Fred Smith	Wolverhampton&Bilston	296
297	800	48:52	Simon Hewitt	Wolverhampton&Bilston	297
298	277	48:54	Christian Ibbs	Leamington C & AC	298
299	422	52:02	Carl Gayle	Tipton Harriers	299
300	201	56:46	Tom Dable	Kenilworth Runners	300


**Birmingham & District Invitation Cross Country League
2017-2018 Season - Race Result**

Division 1

Race 4

**10/02/2018 at Aldersley Stadium, Wolverhampton
hosted by Wolverhampton&Bilston AC**

Results Version 2 (11/02/2018)





Senior Men Team Results

A Team	1	Birchfield Harriers	3 4 12 13 24 32	88
	2	Loughborough Students	1 2 19 21 29 31	103
	3	Tipton Harriers	8 10 11 15 16 49	109
	4	Cheltenham&County	6 7 9 26 33 34	115
	5	University of Birmingham	18 23 30 60 65 70	266
	6	City Of Stoke	22 35 45 56 68 102	328
	7	Leamington C & AC	14 51 59 62 85 91	362
	8	Coventry Godiva Harriers	17 27 28 74 79 154	379
	9	Rugby&Northampton	5 55 61 75 139 142	477
	10	BRAT Club	39 76 84 90 99 108	496
	11	Wolverhampton&Bilston	25 58 88 105 110 123	509
	12	Royal Sutton Coldfield	20 48 95 104 133 146	546
	13	Knowle&Dorridge RC	44 89 106 107 126 144	616
	14	University of Warwick AC	42 47 111 127 129 162	618
	15	Kenilworth Runners	36 86 96 131 134 136	619
	16	Trentham RC	41 69 80 119 153 161	623
B Team	1	Cheltenham&County	37 40 46 54 57 64	298
	2	Loughborough Students	38 50 52 83 101 112	436
	3	Birchfield Harriers	43 53 81 82 87 92	438
	4	Tipton Harriers	63 73 93 98 100 103	530
	5	Leamington C & AC	114 116 132 150 160 177	849
	6	Wolverhampton&Bilston	124 128 135 152 155 156	850
	7	BRAT Club	115 130 141 145 173 174	878
	8	Knowle&Dorridge RC	147 171 175 179 184 204	1060
	9	Rugby&Northampton	143 159 166 192 198 210	1068
	10	Kenilworth Runners	148 163 170 181 208 211	1081
	11	Trentham RC	209 219 241 255 256 261	1441


Birmingham & District Invitation Cross Country League
2017-18 Season - Series Result
Division 1
Up to Race 4 - end of season
10/02/2018

Results Version 2 (11/02/2018)



Senior Men		Series Points	Match 1	Match 2	Match 3	Match 4	Total	
1	A Team	Loughborough Students	50	94	71	103	318	
2		Tipton Harriers	145	130	101	109	485	
3		Birchfield Harriers	98	143	158	88	487	
4		Cheltenham&County	177	138	101	115	531	
5		University of Birmingham	119	161	155	266	701	
6		City Of Stoke	210	256	299	328	1093	
7		Leamington C & AC	406	243	478	362	1489	
8		University of Warwick AC	479	347	481	618	1925	
9		Coventry Godiva Harriers	599	508	495	379	1981	
10		Kenilworth Runners	590	466	569	619	2244	
11		Wolverhampton&Bilston	722	539	636	509	2406	
12		Rugby&Northampton	980	565	409	477	2431	
13		BRAT Club	863	485	641	496	2485	
14		Royal Sutton Coldfield	807	457	699	546	2509	
15		Trentham RC	1044	468	636	623	2771	
16		Knowle&Dorridge RC	765	722	742	616	2845	
								
1	B Team	Loughborough Students	239	486	210	436	1371	
2		Cheltenham&County	369	394	332	298	1393	
3		Birchfield Harriers	402	577	551	438	1968	
4		Tipton Harriers	534	494	425	530	1983	
5		Leamington C & AC	871	802	976	849	3498	
6		Wolverhampton&Bilston	1107	933	1118	850	4008	
7		Kenilworth Runners	1029	898	1041	1081	4049	
8		BRAT Club	1293	970	1005	878	4146	
9		Knowle&Dorridge RC	1370	1214	1292	1060	4936	
10		University of Warwick AC	860	941	934		2735	
11		Rugby&Northampton		1194	1049	1068	3311	
12		Coventry Godiva Harriers	1182	1008	1212		3402	
13		Royal Sutton Coldfield	1503	1161	1298		3962	
14		University of Birmingham	447		366		813	
15		Trentham RC		1095		1441	2536	
Senior Men		Series Points	Match 1	Match 2	Match 3	Match 4	Total	BestOf3
1	335	Jay Rossiter	4	5	8	1	18	10
2	15	Jonathan Goringe	9	6	7	4	26	17
3	409	Peter Brookes	18	9	9	10	46	28
4	698	Dominic Jones		11	14	5	30	30
5	442	Joe Smith	16	13	10	8	47	31
6	449	Ian Williams	12	10	16	11	49	33
7	129	Ben Price	13		21	9	43	43
8	2	Ed Banks	20	19	13	12	64	44
9	128	Luke Pollard	27	7	15		49	49
10	270	Callum Hanlon	21	17	28	14	80	52
11	154	Will Neill	25	16	20		61	61
12	314	Jamie Goodge	28	14	35	21	98	63
13	428	Stuart Hawkes	30		24	16	70	70
14	450	Martin Williams	38	20		15	73	73
15	16	Rory Grant	23	22		32	77	77
16	527	Mark Pearce	44	15	26		85	85
17	99	Richard de-Camps	46	30	29	26	131	85
18	183	Alistair Smith	37		37	17	91	91
19	126	Daniel Owen	42	23	32	37	134	92
20	506	Charlie Davis	40		34	23	97	97
21	477	Simon Myatt	33	21	49		103	103
22	451	Phil Wilson	53	27	36	49	165	112
23	142	Jamie Arnold	39	29		45	113	113


Birmingham & District Invitation Cross Country League
2017-18 Season - Series Result
Division 1
Up to Race 4 - end of season
10/02/2108



Results Version 2 (11/02/2018)

24	307	Sam Costley	Loughborough Students	48	43	60	29	180	120
25	217	Ben Taylor	Kenilworth Runners	56	32	65	36	189	124
26	7	Orlando Corea	Birchfield Harriers	50	37	44	53	184	131
27	357	Oliver Harradence	Royal Sutton Coldfield	43		46	48	137	137
28	313	Daniel Giles	Loughborough Students	70		39	31	140	140
29	684	Tom Slattery	University of Warwick AC		44	58	42	144	144
30	489	Grant Anderson	University of Birmingham	76	35	40		151	151
31	136	Dan Thomas	Cheltenham&County	55	33		66	154	154
32	269	Phil Gould	Leamington C & AC	73	42	62	51	228	155
33	117	Dan King	Cheltenham&County	63	47	56	54	220	157
34	137	George Watson	Cheltenham&County	83	71	54	33	241	158
35	256	Paul Andrew	Leamington C & AC	49	26		85	160	160
36	184	Harvey Speed	Coventry Godiva Harriers	51	25	88		164	164
37	8	Jonathan Cullen	Birchfield Harriers	57	46	66		169	169
38	590	Grant Cummings	Wolverhampton&Bilston	54	58	68	58	238	170
39	138	Doug Wight	Cheltenham&County	81	41	52	121	295	174
40	104	Marcus England	Cheltenham&County	74	45		57	176	176
41	572	Nathan Tipping	University of Warwick AC	92	65	69	47	273	181
42	18	Ben Griffiths	Birchfield Harriers	129	69	73	43	314	185
43	310	Terrence Fawden	Loughborough Students		36	106	50	192	192
44	88	Jon Barnes	Cheltenham&County	47	73		72	192	192
45	702	Chris Sharp	Knowle&Dorridge RC	68		84	44	196	196
46	414	Stephen Corbishley	Tipton Harriers	72	51	87	73	283	196
47	148	Chris Gidlow	City Of Stoke		59	82	56	197	197
48	391	Alistair McDonnell	Rugby&Northampton	66		77	55	198	198
49	559	Connor Richardson	University of Warwick AC	91	49	61		201	201
50	261	Kieran Chahal	Leamington C & AC	93	64	83	59	299	206
51	149	Korey Hallett-Blanch	City Of Stoke	86	48	74		208	208
52	86	Dave Aubrey	Cheltenham&County	82	67	71	77	297	215
53	127	Jacob Pickering	Cheltenham&County	58		133	34	225	225
54	708	Jason Burgess	Trentham RC		53	92	80	225	225
55	370	Joe Spruce	Royal Sutton Coldfield	101	62	79	95	337	236
56	146	James Condlyffe	City Of Stoke	89	79	112	68	348	236
57	4	Matthew Biggs	Birchfield Harriers	109	74	85	81	349	240
58	504	Aidan Daniel	University of Birmingham	108		76	60	244	244
59	64	Martin Matthews	BRAT Club	122	77	96	76	371	249
60	106	Marc Fallows	Cheltenham&County	99		95	64	258	258
61	619	Jamie Ward	Wolverhampton&Bilston	112	63		88	263	263
62	180	Clark Roberts	Coventry Godiva Harriers	123	68		74	265	265
63	390	Stephen Marks	Rugby&Northampton	97		98	75	270	270
64	34	Alistair Rutherford	Birchfield Harriers	75		48	149	272	272
65	63	Nick Lewis	BRAT Club		80	99	99	278	278
66	430	Tom Holden	Tipton Harriers	104	93	81		278	278
67	252	Gareth Wainwright	Knowle&Dorridge RC		83	109	89	281	281
68	205	Kevin Hope	Kenilworth Runners	119	102	97	86	404	285
69	699	Alex Jones	Royal Sutton Coldfield	153	78	89	133	453	300
70	62	Simon Lanckham	BRAT Club	103	50	148		301	301
71	613	David Smith	Wolverhampton&Bilston	118	86	110	110	424	306
72	237	Chris Morgan	Knowle&Dorridge RC		99	105	106	310	310
73	119	Alex Lindfield	Cheltenham&County	124	106	138	94	462	324
74	361	Barry Lloyd	Royal Sutton Coldfield	151	89	134	104	478	327
75	582	Gareth Briggs	Wolverhampton&Bilston	126	95	117	124	462	336
76	550	Sam Howell	University of Warwick AC	115	103	119		337	337
77	150	Tom Hendricken	City Of Stoke	142	101		102	345	345
78	53	Ashley Fawke	BRAT Club	138	88	121		347	347
79	94	Nick Brown	Cheltenham&County	149	119	108	122	498	349
80	202	Stanley Doxey	Kenilworth Runners	148	117	101	136	502	354
81	562	Raul Simmons Perez	University of Warwick AC	135	94		129	358	358
82	535	Sam Brashaw	University of Warwick AC	125		124	111	360	360
83	297	Greg West	Leamington C & AC	156		93	114	363	363
84	429	Dean Hill	Tipton Harriers	144	96	143	125	508	364
85	647	Jack Bonser	Wolverhampton&Bilston	157		103	105	365	365
86	291	Jack Savage	Leamington C & AC	150	90	173	132	545	372
87	206	Stuart Hopkins	Kenilworth Runners	127	132	114		373	373
88	413	Phil Clamp	Tipton Harriers	131	134	111		376	376


Birmingham & District Invitation Cross Country League
2017-18 Season - Series Result
Division 1
Up to Race 4 - end of season
10/02/2108



Results Version 2 (11/02/2018)

89	219	Dewi Williams	Kenilworth Runners	136	107	134	377	377
90	284	Richard Merrell	Leamington C & AC	137		151	91	379
91	82	Thanos Tsolakis	BRAT Club		115	137	130	382
92	436	Archie Roberts	Tipton Harriers	199	87	100		386
93	512	James Horrex	University of Birmingham		137	135	117	389
94	464	Simon Ford	Trentham RC		126	147	119	392
95	235	Darren John	Knowle&Dorridge RC	158	129	156	107	550
96	182	Thomas Robinson	Coventry Godiva Harriers	161	121	113		395
97	645	John Gercs	Rugby&Northampton	166	109	127		402
98	586	Robert Cartwright	Wolverhampton&Bilston	171	140	139	123	573
99	5	Reis Brooke	Birchfield Harriers	177		107	120	404
100	595	Rob Hawley	Wolverhampton&Bilston	155	124		128	407
101	618	Daniel Vaughan	Wolverhampton&Bilston	163	113		135	411
102	283	Dean Mawby	Leamington C & AC	110	173	141	160	584
103	203	Matthew Dyer	Kenilworth Runners	174	118	165	131	588
104	364	Tom Parkes	Royal Sutton Coldfield		98	175	146	419
105	570	Henry Taylor-Costin	University of Warwick AC	133	164	129		426
106	170	Dave Conway	Coventry Godiva Harriers	167	110	182	154	613
107	228	Jack Bristow	Knowle&Dorridge RC	179	130		126	435
108	178	Jack Pegler	Coventry Godiva Harriers	152	108	177		437
109	468	Bryn Holmes	Trentham RC	160	135	152		447
110	601	James Lewis	Wolverhampton&Bilston	165	138	154	156	613
111	232	Richard Dixon	Knowle&Dorridge RC	185	139	167	147	638
112	164	Jason Brotherhood	Coventry Godiva Harriers	159	155	149		463
113	745	Gavin Fowler	Leamington C & AC	184	141	172	150	647
114	192	Wayne Briggs	Kenilworth Runners	187	133	169	163	652
115	365	Ashley Powell	Royal Sutton Coldfield	190	128	179	158	655
116	399	Jon Taylor	Rugby&Northampton	200	156	166	143	665
117	588	Harry Creswell	Wolverhampton&Bilston		194	123	152	469
118	488	Scott Zikmanis	Trentham RC	186	143		161	490
119	43	Ben Beaumont	BRAT Club	175	146		174	495
120	1	Omer Ahmed	Birchfield Harriers	268	112	118		498
121	397	Nigel Roberts	Rugby&Northampton	216	175	164	159	714
122	667	Keith Beasley	Kenilworth Runners		184	170	148	502
123	542	Neil Gordon	University of Warwick AC	145		181	178	504
124	220	Nicholas Williams	Kenilworth Runners	189	136	206	181	712
125	93	Alister Brown	Cheltenham&County	168	167	174	201	710
126	20	Lee Harris	Birchfield Harriers	172		178	165	515
127	81	Iain Squires	BRAT Club		148	188	180	516
128	263	Marc Curtis	Leamington C & AC	202	160	180	177	719
129	579	Andrew Bave	Wolverhampton&Bilston	203	172	190	155	720
130	48	Toby Close	BRAT Club	215	159	187	176	737
131	84	Adam Western	BRAT Club	181	170	197	173	721
132	288	Ben Rajann	Leamington C & AC		150	198	188	536
133	272	Jason Hill	Leamington C & AC	220	151	168		539
134	353	Simon Corker	Royal Sutton Coldfield	214	162	196	187	759
135	592	Darren Edwards	Wolverhampton&Bilston	194	171	186		551
136	481	Craig Taylor	Trentham RC	206	152	195		553
137	636	Matt Whitehouse	Tipton Harriers	204	166	183		553
138	487	Ed Wilson	Trentham RC	192		158	209	559
139	680	David Carbutt	Knowle&Dorridge RC	208		185	171	564
140	741	Craig Bower	Leamington C & AC	207	163	210	197	777
141	60	Huw Jones	BRAT Club	225	169	207	196	797
142	452	Clark Woodhall	Tipton Harriers	217	232	192	172	813
143	168	Simon Clarke	Coventry Godiva Harriers	210	174	223	202	809
144	275	Steve Hundal	Leamington C & AC	213	183	228	190	814
145	44	Chris Burrows	BRAT Club	229	197	212	183	821
146	56	Richard Gray	BRAT Club	219	178		199	596
147	378	Vince Carroll	Rugby&Northampton	235	193	211	192	831
148	746	James Joyce	Leamington C & AC	243	186	225	193	847
149	549	David Hooton	University of Warwick AC	209	165		234	608
150	47	Damian Cartland	BRAT Club	246	182	184		612
151	57	Chris Grimley	BRAT Club		180	219	216	615
152	41	Colin Bailey	BRAT Club	224	201	200		625
153	80	Nathan Smith	BRAT Club		200	213	212	625


Birmingham & District Invitation Cross Country League
2017-18 Season - Series Result
Division 1
Up to Race 4 - end of season
10/02/2108



Results Version 2 (11/02/2018)

154	668	Paul Furness	Rugby&Northampton	240	181	236	210	867	627
155	287	Simon Perkin	Leamington C & AC	245	199	216	213	873	628
156	186	John Wilson	Coventry Godiva Harriers	232	212	193		637	637
157	276	Alex Ibbs	Leamington C & AC	223		224	191	638	638
158	646	Adam Bebbington	Rugby&Northampton	236	216	227	198	877	641
159	250	Greg Turner	Knowle&Dorridge RC	253	223	218	204	898	645
160	196	Richard Cookson	Kenilworth Runners	238	228	214	208	888	650
161	66	Kevin Oakes	BRAT Club	269	209	215	226	919	650
162	529	Alfie Ratcliffe	University of Birmingham	256	202		194	652	652
163	599	Carl James	Wolverhampton&Bilston	251		220	189	660	660
164	380	Max Chippington	Rugby&Northampton	241	191		233	665	665
165	50	Robert Dowse	BRAT Club		207	222	238	667	667
166	177	Jose Ortiz Gonzalez	Coventry Godiva Harriers	259	214	233	220	926	667
167	648	David Newport	Wolverhampton&Bilston	239		229	200	668	668
168	632	Matt Gresty	BRAT Club	237	203	232		672	672
169	188	Ryan Baker	Kenilworth Runners		217	245	211	673	673
170	597	Alex Herron	Wolverhampton&Bilston		206	244	232	682	682
171	483	Terry Wall	Trentham RC	267	210		219	696	696
172	629	Frank Inman	BRAT Club	231		242	224	697	697
173	187	Colin Bailey	Kenilworth Runners		211	250	239	700	700
174	585	Keith Carter	Wolverhampton&Bilston	252	220	234	253	959	706
175	403	Andy Acha	Tipton Harriers	247	225	239	243	954	707
176	221	Anthony Young	Kenilworth Runners		246	248	215	709	709
177	750	Peter Stockbridge	Leamington C & AC	277	252	255	207	991	714
178	299	Robert Wilson	Leamington C & AC	257		230	229	716	716
179	271	Andrew Higgins	Leamington C & AC	273	222	263	231	989	716
180	294	Nick Tawney	Leamington C & AC		235	254	228	717	717
181	224	Pete Austin	Knowle&Dorridge RC	270	226	256	237	989	719
182	45	Paul Cannon	BRAT Club		224	251	245	720	720
183	218	Stewart Underhill	Kenilworth Runners	279	219		230	728	728
184	459	Paul Burslem	Trentham RC	286	221	252	256	1015	729
185	641	Karl Fletcher	Tipton Harriers	285		235	217	737	737
186	363	Iain Mackie	Royal Sutton Coldfield	280	213	264	263	1020	740
187	593	Robert Edwards	Wolverhampton&Bilston	289	236	258	254	1037	748
188	465	Adrian Frost	Trentham RC	275	234	267	255	1031	756
189	285	Brian Miller	Leamington C & AC	260		259	244	763	763
190	655	Myles Wilson	Tipton Harriers		243	260	262	765	765
191	583	Piers Butler	Wolverhampton&Bilston		237	261	268	766	766
192	706	Richard Field	Tipton Harriers		242	270	260	772	772
193	615	Lionel Spittle	Wolverhampton&Bilston	290		249	249	788	788
194	290	Steve Roberts	Leamington C & AC	284	240	272	284	1080	796
195	419	Mark Fantom	Tipton Harriers	281		265	251	797	797
196	400	Adrian White	Rugby&Northampton	294	238	284	276	1092	798
197	693	Euan Ramage	Loughborough Students		245	278	287	810	810
198	396	Adrian Reast	Rugby&Northampton	293	251	281	279	1104	811
199	438	Rob Sedgley	Tipton Harriers	291	253		275	819	819
200	74	Robert Rose	BRAT Club	296	250		274	820	820
201	286	Alex Montgomery	Leamington C & AC	298	254	291	280	1123	825
202	743	Sagar Depala	Leamington C & AC	299	256	289	281	1125	826
203	415	George Cunningham	Tipton Harriers	302	257	290	289	1138	836
204	581	Russell Blair	Wolverhampton&Bilston	308	258	292	291	1149	841
205	589	Ian Creswell	Wolverhampton&Bilston	307	260	296	294	1157	850
206	640	Andy Bentley	Tipton Harriers	297		277	277	851	851
207	553	Philip Marsh	University of Warwick AC	292		282	278	852	852
208	76	David Sansom	BRAT Club	305	259		292	856	856
209	201	Tom Dable	Kenilworth Runners	310	261	299	300	1170	860
210	417	Paul Dolan	Tipton Harriers	301		288	293	882	882
211	422	Carl Gayle	Tipton Harriers	309		298	299	906	906
212	145	Alex Brecker	City Of Stoke	1		1		2	2
213	770	Joe Wilkinson	Loughborough Students		3		2	5	5
214	89	Phil Beastall	Cheltenham&County	2	4			6	6
215	312	William Fuller	Loughborough Students	3		3		6	6
216	309	George Duggan	Loughborough Students	7		4		11	11
217	32	Will Richardson	Birchfield Harriers	10			3	13	13
218	141	Phil Wylie	Cheltenham&County			11	6	17	17

Birmingham & District Invitation Cross Country League
2017-18 Season - Series Result
Division 1
Up to Race 4 - end of season
10/02/2108



Results Version 2 (11/02/2018)

219	694	Mike Tanner	Birchfield Harriers			5	13	18	18
220	355	Shaun Evans	Royal Sutton Coldfield		2		20	22	22
221	87	Alex Bampton	Cheltenham&County			23	7	30	30
222	767	Ignacio Tanco	Loughborough Students		12		19	31	31
223	530	Alex Rieley	University of Birmingham	17			18	35	35
224	755	Freddie Carcas	Loughborough Students	26		19		45	45
225	319	Harry Lane	Loughborough Students	41		12		53	53
226	508	Tom Drabble	University of Birmingham	15		38		53	53
227	159	Louis Wrigley	City Of Stoke		38		22	60	60
228	532	Merhawi Tesfaldet	University of Birmingham	34			30	64	64
229	26	Matthew Missen	Birchfield Harriers			41	24	65	65
230	303	Joe Arthur	Loughborough Students			31	38	69	69
231	410	Richard Carpenter	Tipton Harriers	31		42		73	73
232	496	Robert Bough	University of Birmingham	61		18		79	79
233	637	Alex McKerrell	University of Warwick AC	29		50		79	79
234	726	Yousef Al-latha	Birchfield Harriers	52	28			80	80
235	151	Shajahan Janally	City Of Stoke			47	35	82	82
236	473	Vinnie Martin	Trentham RC			43	41	84	84
237	35	Cameron Shankley	Birchfield Harriers	59	31			90	90
238	273	Simeon Howson	Leamington C & AC	65	39			104	104
239	447	Richard White	Tipton Harriers			59	63	122	122
240	393	Ben Musgrove	Rugby&Northampton			63	61	124	124
241	626	Amittai Ben-Israel	Coventry Godiva Harriers	77		55		132	132
242	511	Chris Hicks	University of Birmingham	85	52			137	137
243	267	Tom Foulerton	Leamington C & AC			80	62	142	142
244	118	Alex Lee	Cheltenham&County	78			67	145	145
245	446	Karl Welborn	Tipton Harriers		60		93	153	153
246	115	Charlie Jones	Cheltenham&County	88			71	159	159
247	264	Lewis Fagge	Leamington C & AC	105	55			160	160
248	516	Lewis Laylee	University of Birmingham	96		64		160	160
249	195	Connor Carson	Kenilworth Runners	95		72		167	167
250	315	John Gordon	Loughborough Students			116	52	168	168
251	143	Steve Bazell	City Of Stoke	106	66			172	172
252	490	Sergio Argul	University of Birmingham	116	56			172	172
253	300	Harry Allen	Loughborough Students	80			101	181	181
254	30	Andrew Peat	Birchfield Harriers			102	82	184	184
255	155	Carl Platt	City Of Stoke	111		75		186	186
256	51	Steve Dunsby	BRAT Club			104	84	188	188
257	406	Dean Bate	Tipton Harriers	90			98	188	188
258	685	Jacob Brown	Loughborough Students	162		27		189	189
259	448	Gary Whitehouse	Tipton Harriers			91	103	194	194
260	69	Tom Powell	BRAT Club			90	108	198	198
261	517	Mikey Lennon	University of Birmingham	121		78		199	199
262	759	Rhys Francis	Loughborough Students	117			83	200	200
263	405	Shaun Barnsley	Tipton Harriers	102			100	202	202
264	411	Ben Carrington	Tipton Harriers	113		94		207	207
265	659	Andy Crabtree	Kenilworth Runners	114	100			214	214
266	199	George Crawford	Kenilworth Runners			122	96	218	218
267	758	Richard Farley	Loughborough Students	107			112	219	219
268	58	Mark Ince	BRAT Club			131	90	221	221
269	306	Joe Bull	Loughborough Students	146	82			228	228
270	14	Teklay Gebrekidan	Birchfield Harriers			136	97	233	233
271	654	George Mason	Loughborough Students		122		113	235	235
272	701	Tesfray Teweled	Birchfield Harriers			157	87	244	244
273	408	Dan Brazier	Tipton Harriers	143	104			247	247
274	296	Andreoulakis Vassilis	Leamington C & AC			132	116	248	248
275	536	Dougal Burrowes	University of Warwick AC			130	127	257	257
276	255	Rob Yeates	Knowle&Dorridge RC	132		146		278	278
277	764	Max Read	Loughborough Students	201	81			282	282
278	686	Joe Childs	Rugby&Northampton			145	142	287	287
279	38	Abayomi Adedimeji	BRAT Club	147			145	292	292
280	729	Jonathan Lundy	BRAT Club	178			115	293	293
281	545	Laurence Griffin	University of Warwick AC	140		155		295	295
282	28	Michael Morley	Birchfield Harriers			159	137	296	296
283	695	Sam Chatwin	Birchfield Harriers		149	150		299	299

Birmingham & District Invitation Cross Country League


2017-18 Season - Series Result

Division 1

Up to Race 4 - end of season


10/02/2108

Results Version 2 (11/02/2018)



284	544	Paolo Grazieschi	University of Warwick AC	182		140		322	322
285	633	Adam Guy	Birchfield Harriers	196	127			323	323
286	247	Michael Swann	Knowle&Dorridge RC		142		184	326	326
287	683	Joe Spicer	University of Warwick AC		125	201		326	326
288	29	Alex Parker	Birchfield Harriers	170		162		332	332
289	130	Elliot Prince	Cheltenham&County	188	145			333	333
290	227	Simon Bentley	Knowle&Dorridge RC			191	144	335	335
291	690	Tom Acha	Tipton Harriers		131	205		336	336
292	244	Torsten Roesler	Knowle&Dorridge RC		158		179	337	337
293	427	Zabie Hassan	Tipton Harriers	176		163		339	339
294	172	Peter Eccleston	Coventry Godiva Harriers		161		182	343	343
295	279	John Knib	Leamington C & AC	198	147			345	345
296	347	Rob Andrew	Royal Sutton Coldfield			176	169	345	345
297	11	Peter Dimbleby	Birchfield Harriers	197			151	348	348
298	240	Tim Price	Knowle&Dorridge RC		176		175	351	351
299	594	Roger Grand	Wolverhampton&Bilston	211	144			355	355
300	537	Joe Cochrane	University of Warwick AC			199	162	361	361
301	350	Alex Blakham	Royal Sutton Coldfield		177	194		371	371
302	349	Matthew Bennett	Royal Sutton Coldfield		190	208		398	398
303	387	Joe Lantsbery	Rugby&Northampton			240	166	406	406
304	665	Andrew Henderson	Tipton Harriers		187		221	408	408
305	31	Simon Rhodes	Birchfield Harriers	258			168	426	426
306	574	Thomas Wilson	University of Warwick AC	250	188			438	438
307	193	Richard Broadbent	Kenilworth Runners	248	195			443	443
308	681	Bradlee Tod	Kenilworth Runners	234		209		443	443
309	584	Simon Calrow	Wolverhampton&Bilston	244			205	449	449
310	105	Matthew Evans	Cheltenham&County	242		217		459	459
311	573	Joseph Walker	University of Warwick AC	263	196			459	459
312	55	Nick Forrest	BRAT Club	255	205			460	460
313	68	Andy Piddington	BRAT Club			226	242	468	468
314	266	Paolo Foglino	Leamington C & AC		248		240	488	488
315	162	Aaron Bodycote	Coventry Godiva Harriers			243	247	490	490
316	165	Martyn Brunt	Coventry Godiva Harriers	249		246		495	495
317	358	Paul Jenkins	Royal Sutton Coldfield		233	266		499	499
318	707	Chris Lyons	Kenilworth Runners			273	227	500	500
319	236	Phillip Lindsay	Knowle&Dorridge RC		227	275		502	502
320	663	Warren Thomas	Trentham RC		247		261	508	508
321	9	Rob Deakin	Birchfield Harriers	261			250	511	511
322	560	Nick Sergejevs	University of Warwick AC	283	229			512	512
323	382	Terry Egan	Rugby&Northampton			271	246	517	517
324	642	Steve Pitt	Royal Sutton Coldfield	276	241			517	517
325	616	Paul Tabor	Wolverhampton&Bilston			269	259	528	528
326	260	Paul Caruana	Leamington C & AC			274	257	531	531
327	371	Matthew Stenson	Royal Sutton Coldfield		249	283		532	532
328	204	Barry Elkington	Kenilworth Runners			276	265	541	541
329	747	Philip Pavey	Leamington C & AC			280	267	547	547
330	607	Pritesh Patel	Wolverhampton&Bilston	278			273	551	551
331	262	Rupe Chalal	Leamington C & AC			287	286	573	573
332	580	Nicholas Beach	Wolverhampton&Bilston			285	288	573	573
333	614	Fred Smith	Wolverhampton&Bilston			295	296	591	591
334	638	Gary Flude	Coventry Godiva Harriers	300		294		594	594
335	505	Jonathan Davies	University of Birmingham		1			1	1
336	134	Graham Rush	Cheltenham&County			2		2	2
337	509	James Gormley	University of Birmingham	5				5	5
338	343	Jamie Williamson	Loughborough Students	6				6	6
339	425	Gareth Griffiths	Tipton Harriers			6		6	6
340	666	Paddy Roddy	Kenilworth Runners		8			8	8
341	501	Toby Cooke	University of Birmingham	8				8	8
342	324	Thomas Mortimer	Loughborough Students	11				11	11
343	728	Alex Tovey	Birchfield Harriers	14				14	14
344	520	Callum McCormick	University of Birmingham			17		17	17
345	522	Jethro McGraw	University of Birmingham		18			18	18
346	316	Hedley Hardcastle	Loughborough Students	19				19	19
347	19	Harry Halford	Birchfield Harriers	22				22	22
348	514	Sam Knee-Robinson	University of Birmingham			22		22	22

Birmingham & District Invitation Cross Country League
2017-18 Season - Series Result
Division 1
Up to Race 4 - end of season
10/02/2108




Results Version 2 (11/02/2018)

349	157	Dave Sheldon	City Of Stoke	24				24	24
350	344	Kieran Wye	Loughborough Students		24			24	24
351	318	Ally Kinloch	Loughborough Students			25		25	25
352	721	Jon Morris	Wolverhampton&Bilston				25	25	25
353	710	Oliver Paulin	Coventry Godiva Harriers				27	27	27
354	167	Dan Clarke	Coventry Godiva Harriers				28	28	28
355	381	Elisha De Mello	Rugby&Northampton			30		30	30
356	554	James McCarthy	University of Warwick AC	32				32	32
357	331	Kieran Reilly	Loughborough Students			33		33	33
358	664	James Fradley	University of Warwick AC		34			34	34
359	152	Oliver Langford	City Of Stoke	35				35	35
360	301	Seb Anthony	Loughborough Students	36				36	36
361	73	Dan Robinson	BRAT Club				39	39	39
362	97	Edd Charlton-Weedy	Cheltenham&County				40	40	40
363	533	Joe Tuffin	University of Birmingham		40			40	40
364	242	Joe Read	Knowle&Dorridge RC	45				45	45
365	337	Cameron Smith	Loughborough Students			45		45	45
366	124	Oliver Mott	Cheltenham&County				46	46	46
367	521	James McCrae	University of Birmingham				51	51	51
368	671	Alex Jolly	Coventry Godiva Harriers				53	53	53
369	432	Harvey Maguire	Tipton Harriers		54			54	54
370	454	Eyob Asmelsh	Trentham RC		57			57	57
371	526	Callum O'Neill	University of Birmingham			57		57	57
372	302	Nick Armstrong	Loughborough Students	60				60	60
373	558	Joe Ray	University of Warwick AC		61			61	61
374	121	Tom Lowe	Cheltenham&County	62				62	62
375	135	Eliot Taylor	Cheltenham&County	64				64	64
376	498	Dan Carpenter	University of Birmingham				65	65	65
377	98	Richard Dare	Cheltenham&County	67				67	67
378	674	John Parker	Cheltenham&County			67		67	67
379	338	Mark Smith	Loughborough Students	69				69	69
380	486	Lee-j Watson	Trentham RC				69	69	69
381	412	Jonny Carter	Tipton Harriers			70		70	70
382	497	Will Bryan	University of Birmingham				70	70	70
383	493	Jake Barraclough	University of Birmingham		70			70	70
384	329	George Phillips	Loughborough Students	71				71	71
385	656	Haydn Arnall	Rugby&Northampton		72			72	72
386	40	Chris Ashford	BRAT Club		75			75	75
387	455	Luke Boulton	Trentham RC		76			76	76
388	525	Aedan O'Brien	University of Birmingham				78	78	78
389	176	Joseph McLeod	Coventry Godiva Harriers				79	79	79
390	216	Andrew Siggers	Kenilworth Runners	79				79	79
391	763	James Price	Loughborough Students	84				84	84
392	753	Benjamin Boxer	Loughborough Students		84			84	84
393	311	Harry Fry	Loughborough Students		85			85	85
394	704	Philip Hinch	Tipton Harriers			86		86	86
395	513	Lascelles Hussey	University of Birmingham	87				87	87
396	122	Tommaso Migliuolo	Cheltenham&County		91			91	91
397	805	Jonathan Reed	Birchfield Harriers				92	92	92
398	653	Adam Walmsley	Coventry Godiva Harriers		92			92	92
399	500	Joe Connors	University of Birmingham	94				94	94
400	388	Richard Latimer	Rugby&Northampton		97			97	97
401	628	Jamie Harper	Cheltenham&County	98				98	98
402	523	Pete Mumford	University of Birmingham	100				100	100
403	173	James Griggs	Coventry Godiva Harriers		105			105	105
404	712	Dave Tomlin	Cheltenham&County				109	109	109
405	305	Stuart Brown	Loughborough Students		111			111	111
406	754	Cameron Brett	Loughborough Students		114			114	114
407	689	Tim Werret	Wolverhampton&Bilston			115		115	115
408	102	Alex Doherty	Cheltenham&County		116			116	116
409	111	Andy Gore	Cheltenham&County				118	118	118
410	210	Steve Marr	Kenilworth Runners			120		120	120
411	384	Adnan Haq	Rugby&Northampton		120			120	120
412	538	Will Collie	University of Warwick AC	120				120	120
413	259	Johnathon Brown	Leamington C & AC		123			123	123


Birmingham & District Invitation Cross Country League
2017-18 Season - Series Result
Division 1
Up to Race 4 - end of season
10/02/2108

Results Version 2 (11/02/2018)



414	705	James Jefferson	Tipton Harriers		125	125	125
415	703	Steve Brookes	Tipton Harriers		126	126	126
416	33	Andrew Ridley	Birchfield Harriers		128	128	128
417	125	Roger Mullins	Cheltenham&County	128		128	128
418	139	Joe Willgoss	Cheltenham&County	130		130	130
419	274	Dominic Hull	Leamington C & AC	134		134	134
420	821	Adam Soley	Tipton Harriers		138	138	138
421	91	James Bingham	Cheltenham&County	139		139	139
422	395	Dean Oldfield	Rugby&Northampton		139	139	139
423	431	Iain Lewis	Tipton Harriers		140	140	140
424	114	Mark James	Cheltenham&County	141		141	141
425	713	Nathan Warren	BRAT Club		141	141	141
426	238	Patrick Moss	Knowle&Dorridge RC		142	142	142
427	692	James Oliver	Loughborough Students		144	144	144
428	108	Dave Francis	Cheltenham&County	153		153	153
429	469	Martin Hull	Trentham RC		153	153	153
430	484	Stephan Walley	Trentham RC		153	153	153
431	334	Charlie Rogers	Loughborough Students	154		154	154
432	466	Adam Grew	Trentham RC	154		154	154
433	112	Mike Gray	Cheltenham&County		157	157	157
434	492	Sam Avis	University of Birmingham	157		157	157
435	379	Lewis Cherry	Rugby&Northampton		160	160	160
436	83	Rene Vergo	BRAT Club		161	161	161
437	352	Martin Clutterbuck	Royal Sutton Coldfield		164	164	164
438	323	Jasper McDowell	Loughborough Students	164		164	164
439	711	James Wilkinson	Cheltenham&County		167	167	167
440	609	Ben Pilsbury	Wolverhampton&Bilston	168		168	168
441	348	Valentin Bannier	Royal Sutton Coldfield	169		169	169
442	809	Huw Riley	Kenilworth Runners		170	170	170
443	293	Charlie Staveley	Leamington C & AC		171	171	171
444	435	Richard Powell	Tipton Harriers	173		173	173
445	658	Steve Ellerton	BRAT Club	179		179	179
446	649	Gareth Maguire	Tipton Harriers	180		180	180
447	249	Christopher Thorley	Knowle&Dorridge RC	183		183	183
448	24	Christopher Larvin	Birchfield Harriers		185	185	185
449	181	Patrick Robinson	Coventry Godiva Harriers	185		185	185
450	61	Andy Kenchington	BRAT Club		186	186	186
451	372	Paul Terleski	Royal Sutton Coldfield	189		189	189
452	672	Marcelino Da Silva Vong	City Of Stoke	189		189	189
453	627	Ismael Serrablo Torrejon	Coventry Godiva Harriers	191		191	191
454	657	Andy Robbins	BRAT Club	192		192	192
455	373	Fred Tremblay	Royal Sutton Coldfield	193		193	193
456	308	Markus Dalgaard	Loughborough Students		195	195	195
457	194	Peter Bryan	Kenilworth Runners	195		195	195
458	749	Garrath Schule	Leamington C & AC	198		198	198
459	110	Ian Giles	Cheltenham&County		202	202	202
460	687	Alistair Gardner	Rugby&Northampton		203	203	203
461	752	Tashan Allman	Loughborough Students		203	203	203
462	171	Graham Dodd	Coventry Godiva Harriers		204	204	204
463	740	Paul Williams	Knowle&Dorridge RC	204		204	204
464	92	Steve Bradley	Cheltenham&County	205		205	205
465	107	Russell Forsbrook	Cheltenham&County		206	206	206
466	298	Simon West	Leamington C & AC	208		208	208
467	751	Tristen Warren	Leamington C & AC	212		212	212
468	72	Will Raiment	BRAT Club		214	214	214
469	475	Mark Mayer	Trentham RC	215		215	215
470	340	George Tipping	Loughborough Students	218		218	218
471	723	Anthony Pinson	Wolverhampton&Bilston		218	218	218
472	608	Lee Pearson	Wolverhampton&Bilston	218		218	218
473	737	Danny Malone	Knowle&Dorridge RC	221		221	221
474	630	Scott McKenzie	BRAT Club		221	221	221
475	278	Jordan King	Leamington C & AC	222		222	222
476	617	James Toddington	Wolverhampton&Bilston		222	222	222
477	158	Jordan Thomas	City Of Stoke		223	223	223
478	722	Kevin Koren	Wolverhampton&Bilston		225	225	225

Birmingham & District Invitation Cross Country League
2017-18 Season - Series Result
Division 1
Up to Race 4 - end of season
10/02/2108



Results Version 2 (11/02/2018)

479	169	Emerson Combstock	Coventry Godiva Harriers	226			226	226
480	625	Jack Reidy	Coventry Godiva Harriers	227			227	227
481	214	Jim Sawle	Kenilworth Runners	228			228	228
482	191	Graham Birch	Kenilworth Runners	230			230	230
483	661	Dean Lucas	Royal Sutton Coldfield		230		230	230
484	281	George Loveday	Leamington C & AC			231	231	231
485	662	Tim Jones	Trentham RC		231		231	231
486	732	John Collins	Knowle&Dorridge RC	233			233	233
487	714	Chris Woods	BRAT Club			235	235	235
488	820	Peter Nicholl	Kenilworth Runners			236	236	236
489	682	Neil Cressey	Kenilworth Runners			237	237	237
490	678	Chris Richards	BRAT Club			238	238	238
491	77	Nick Seagrave	BRAT Club		239		239	239
492	679	Andrew Nugent Smith	BRAT Club			241	241	241
493	453	Doug Alcock	Trentham RC			241	241	241
494	620	Stuart Craig	Coventry Godiva Harriers		244		244	244
495	539	Arnie Delstanche	University of Warwick AC			247	247	247
496	719	Alan Brooks	Wolverhampton&Bilston			248	248	248
497	725	Shaun Bennett	Wolverhampton&Bilston			252	252	252
498	709	Stuart Male	Tipton Harriers			253	253	253
499	561	Ben Silvester	University of Warwick AC	254			254	254
500	265	Roger Fagge	Leamington C & AC		255		255	255
501	700	Paul Baker	Royal Sutton Coldfield			257	257	257
502	716	Phil Evans	Wolverhampton&Bilston			258	258	258
503	691	David Orme	Tipton Harriers	262			262	262
504	557	Michael Popov	University of Warwick AC			262	262	262
505	200	Neil Cressy	Kenilworth Runners	264			264	264
506	811	Stephen Challey	Kenilworth Runners			264	264	264
507	78	Paul Shackleton	BRAT Club	265			265	265
508	591	David Davies	Wolverhampton&Bilston			266	266	266
509	644	Steve Marklew	Royal Sutton Coldfield	266			266	266
510	676	James Wright	BRAT Club			268	268	268
511	724	Andy Dyall	Wolverhampton&Bilston			269	269	269
512	810	Craig Phillips	Kenilworth Runners			270	270	270
513	604	Jason Paddock	Wolverhampton&Bilston	271			271	271
514	578	Clive Barrett	Wolverhampton&Bilston			271	271	271
515	720	Harrison Barrett	Wolverhampton&Bilston			272	272	272
516	631	Michael Gilbride	BRAT Club	272			272	272
517	643	Subodh Dave	Royal Sutton Coldfield	274			274	274
518	673	Farai Samunyai	City Of Stoke			279	279	279
519	813	Chris Hardman	Trentham RC			282	282	282
520	652	Michael Williams	Kenilworth Runners	282			282	282
521	802	Richard Preston	Wolverhampton&Bilston			283	283	283
522	25	Steve McCann	Birchfield Harriers			285	285	285
523	677	Rob Slater	BRAT Club			286	286	286
524	639	Karl Lewis	Tipton Harriers	287			287	287
525	443	Adam Spellacy	Tipton Harriers	288			288	288
526	804	Kal Sandhu	Wolverhampton&Bilston			290	290	290
527	697	Tim Jones	Tipton Harriers			293	293	293
528	718	Chris Marshall	Wolverhampton&Bilston			295	295	295
529	733	Richard Drakeley	Knowle&Dorridge RC	295			295	295
530	800	Simon Hewitt	Wolverhampton&Bilston			297	297	297
531	696	John Stroulger	Tipton Harriers			297	297	297
532	277	Christian Ibbs	Leamington C & AC			298	298	298
533	650	Neil Emsden	Kenilworth Runners	303			303	303
534	54	Simon Fawke	BRAT Club	304			304	304
535	289	Graham Roberts	Leamington C & AC	306			306	306

Birmingham & District Invitation Cross Country League


2017-18 Season - Series Result

Division 1

Up to Race 4 - end of season

10/02/2108

Results Version 2 (11/02/2018)



Junior Men			Series Points	Match 1	Match 2	Match 3	Match 4	Total	BestOf3
1	314	Jamie Goode	Loughborough Students	7	1	6	2	16	9
2	506	Charlie Davis	University of Birmingham	8		5	3	16	16
3	307	Sam Costley	Loughborough Students	9	7	11	4	31	20
4	489	Grant Anderson	University of Birmingham	13	4	8		25	25
5	684	Tom Slattery	University of Warwick AC		8	10	8	26	26
6	137	George Watson	Cheltenham&County	15	14	9	5	43	28
7	310	Terrence Fawden	Loughborough Students		5	20	9	34	34
8	559	Connor Richardson	University of Warwick AC	17	9	12		38	38
9	261	Kieran Chahal	Leamington C & AC	18	13	17	10	58	40
10	127	Jacob Pickering	Cheltenham&County	10		27	6	43	43
11	146	James Condylyffe	City Of Stoke	16	17	22	14	69	47
12	504	Aidan Daniel	University of Birmingham	23		15	11	49	49
13	619	Jamie Ward	Wolverhampton&Bilston	25	12		16	53	53
14	699	Alex Jones	Royal Sutton Coldfield	33	16	18	25	92	59
15	119	Alex Lindfield	Cheltenham&County	29	24	29	17	99	70
16	550	Sam Howell	University of Warwick AC	26	23	23		72	72
17	297	Greg West	Leamington C & AC	35		19	20	74	74
18	535	Sam Brshaw	University of Warwick AC	30		25	19	74	74
19	512	James Horrex	University of Birmingham		26	28	21	75	75
20	562	Raul Simmons Perez	University of Warwick AC	31	21		24	76	76
21	5	Reis Brooke	Birchfield Harriers	37		21	22	80	80
22	364	Tom Parkes	Royal Sutton Coldfield		22	33	27	82	82
23	283	Dean Mawby	Leamington C & AC	24	29	30	29	112	82
24	588	Harry Creswell	Wolverhampton&Bilston		31	24	28	83	83
25	549	David Hooton	University of Warwick AC	39	28		35	102	102
26	646	Adam Bebbington	Rugby&Northampton	42	34	36	32	144	102
27	276	Alex Ibbs	Leamington C & AC	41		35	30	106	106
28	529	Alfie Ratcliffe	University of Birmingham	43	33		31	107	107
29	530	Alex Rieley	University of Birmingham	4			1	5	5
30	508	Tom Drabble	University of Birmingham	3		7		10	10
31	303	Joe Arthur	Loughborough Students			4	7	11	11
32	393	Ben Musgrove	Rugby&Northampton			13	12	25	25
33	264	Lewis Fagge	Leamington C & AC	22	10			32	32
34	300	Harry Allen	Loughborough Students	14			18	32	32
35	516	Lewis Laylee	University of Birmingham	20		14		34	34
36	490	Sergio Argul	University of Birmingham	27	11			38	38
37	685	Jacob Brown	Loughborough Students	36		3		39	39
38	517	Mikey Lennon	University of Birmingham	28		16		44	44
39	536	Dougal Burrowes	University of Warwick AC			26	23	49	49
40	764	Max Read	Loughborough Students	38	18			56	56
41	686	Joe Childs	Rugby&Northampton			31	26	57	57
42	545	Laurence Griffin	University of Warwick AC	32		32		64	64
43	350	Alex Blakham	Royal Sutton Coldfield		30	34		64	64
44	573	Joseph Walker	University of Warwick AC	44	32			76	76
45	520	Callum McCormick	University of Birmingham			1		1	1
46	509	James Gormley	University of Birmingham	1				1	1
47	324	Thomas Mortimer	Loughborough Students	2				2	2
48	318	Ally Kinloch	Loughborough Students			2		2	2
49	522	Jethro McGraw	University of Birmingham		2			2	2
50	664	James Fradley	University of Warwick AC		3			3	3
51	316	Hedley Hardcastle	Loughborough Students	5				5	5
52	533	Joe Tuffin	University of Birmingham		6			6	6
53	19	Harry Halford	Birchfield Harriers	6				6	6
54	338	Mark Smith	Loughborough Students	11				11	11
55	329	George Phillips	Loughborough Students	12				12	12
56	498	Dan Carpenter	University of Birmingham				13	13	13
57	497	Will Bryan	University of Birmingham				15	15	15
58	656	Haydn Arnall	Rugby&Northampton		15			15	15
59	500	Joe Connors	University of Birmingham	19				19	19
60	311	Harry Fry	Loughborough Students		19			19	19
61	653	Adam Walmsley	Coventry Godiva Harriers		20			20	20
62	523	Pete Mumford	University of Birmingham	21				21	21

Birmingham & District Invitation Cross Country League
2017-18 Season - Series Result
Division 1
Up to Race 4 - end of season
10/02/2108



Results Version 2 (11/02/2018)

63	305	Stuart Brown	Loughborough Students		25		25	25
64	492	Sam Avis	University of Birmingham		27		27	27
65	752	Tashan Allman	Loughborough Students			33	33	33
66	158	Jordan Thomas	City Of Stoke			34	34	34
67	334	Charlie Rogers	Loughborough Students	34			34	34
68	340	George Tipping	Loughborough Students	40			40	40