

Birmingham & District Invitation Cross Country League

2018-2019 Season - Race Result


Division 3

Race 4

9/02/2019 at Cattle Country

hosted by Gloucester AC

Results Version 2 (11/02/2019)




Senior Mens Race

Posn	Bib	Time	Name	Club	Age	SenM Pts	JunM Pts
1	368	37:17	Chris McLeod	Solihull & Small Heath A.C.	JunM	1	1
2	176	38:05	Harry Wells	Gloucester AC	JunM	2	2
3	439	38:15	James Denne	Gloucester AC	SenM	3	
4	164	38:25	Stephen Millward	Gloucester AC	SenM	4	
5	160	39:46	Steve Kenyon	Gloucester AC	SenM	5	
6	404	39:47	David Brewis	Sphinx AC	SenM	6	
7	361	39:53	Keelan Hopewell	Solihull & Small Heath A.C.	JunM	7	3
8	136	40:02	Steven Holdcroft	Dudley Kingswinford RC	SenM	8	
9	451	41:04	Simon Ford	Newcastle (Staffs) AC	SenM	9	
10	230	41:07	Simon Neale	Massey Ferguson RC	SenM	10	
11	332	41:26	James Rose	Severn AC	SenM	11	
12	460	41:30	Jordon Nixon	Newcastle (Staffs) AC	JunM	12	4
13	450	41:49	Jacob Droogmans	Newcastle (Staffs) AC	JunM	13	5
14	632	41:55	Matthew Basnett	Newcastle (Staffs) AC	SenM	14	
15	166	41:56	Owen Parry	Gloucester AC	SenM	15	
16	463	42:05	Tim Sharman	Newcastle (Staffs) AC	SenM	16	
17	206	42:09	Dean Clarke	Massey Ferguson RC	SenM	17	
18	354	42:25	Mike Bracken	Solihull & Small Heath A.C.	SenM	18	
19	484	42:35	Jack Edwards	Sphinx AC	SenM	19	
20	175	42:39	James Walters	Gloucester AC	SenM	20	
21	215	42:53	Scott Hazell	Massey Ferguson RC	SenM	21	
22	12	42:54	Liam Harrold	Aldridge R.C.	SenM	22	
23	165	42:58	Jeremy Mower	Gloucester AC	SenM	23	
24	22	43:02	Freddie Penrose	Aldridge R.C.	SenM	24	
25	267	43:11	Oliver Jones	Northbrook AC	SenM	25	
26	320	43:12	Gary Hope	Severn AC	SenM	26	
27	39	43:23	Adam Smith	Amazing Feet	SenM	27	
28	146	43:27	Glen Balmer	Gloucester AC	SenM	28	
29	468	43:28	Andrew Walker	Newcastle (Staffs) AC	SenM	29	
30	331	43:33	Will Richmond	Severn AC	SenM	30	
31	311	43:38	Chris Brown	Severn AC	SenM	31	
32	24	43:42	Adam Smith	Aldridge R.C.	SenM	32	
33	357	43:43	Chris Dix	Solihull & Small Heath A.C.	SenM	33	
34	21	43:58	Toby Oury	Aldridge R.C.	SenM	34	
35	276	44:06	Liam Mills	Northbrook AC	SenM	35	
36	171	44:07	Max Sheppard	Gloucester AC	SenM	36	
37	257	44:13	Damien Dear	Northbrook AC	SenM	37	
38	156	44:20	Steve Haines	Gloucester AC	SenM	38	
39	304	44:21	Richard Price	Sedgley Striders	SenM	39	
40	23	44:23	Mark Shaw	Aldridge R.C.	SenM	40	
41	358	44:37	Harry Fellows	Solihull & Small Heath A.C.	JunM	41	6
42	47	44:38	Peter Heald	Centurion RC	SenM	42	
43	209	44:40	Alex Cotterill	Massey Ferguson RC	SenM	43	
44	464	44:42	Jerome Stevens	Newcastle (Staffs) AC	SenM	44	
45	442	44:45	Sean Emson	Massey Ferguson RC	SenM	45	
46	174	44:46	Jason Tilley	Gloucester AC	SenM	46	
47	623	44:50	Paul Tatler	Newcastle (Staffs) AC	SenM	47	
48	355	44:55	Adam Cole	Solihull & Small Heath A.C.	SenM	48	
49	618	44:59	Michael Wade	Sparkhill Harriers	SenM	49	
50	395	45:00	Nick Stringer	Sparkhill Harriers	SenM	50	
51	222	45:05	Gary Lawson	Massey Ferguson RC	SenM	51	
52	641	45:10	Edward Davies	Stourbridge R.C.	SenM	52	
53	407	45:19	Allen El-Sour	Sphinx AC	SenM	53	
54	205	45:30	David Clarke	Massey Ferguson RC	SenM	54	
55	426	45:33	Adam Crompton	Stourbridge R.C.	SenM	55	
56	94	45:39	Richard Bruce	Coventry Triathletes	SenM	56	

Birmingham & District Invitation Cross Country League**2018-2019 Season - Race Result****Division 3****Race 4****9/02/2019 at Cattle Country****hosted by Gloucester AC**


Results Version 2 (11/02/2019)



57	186	45:42	Paul Hyde	Kidderminster & Stourport	SenM	57
58	73	45:49	David Daniels	Cobra R.C. & Tri	SenM	58
59	428	45:51	Rob Taylor	Stourbridge R.C.	SenM	59
60	425	45:58	Robert Colman	Stourbridge R.C.	SenM	60
61	203	46:01	Simon Brown	Massey Ferguson RC	SenM	61
62	624	46:02	Neil Gerrity	Newcastle (Staffs) AC	SenM	62
63	157	46:02	Pete Haynes	Gloucester AC	SenM	63
64	249	46:04	Rob Barry	Northbrook AC	SenM	64
65	672	46:07	John Withers	Severn AC	SenM	65
66	313	46:12	David Clarke	Severn AC	SenM	66
67	207	46:28	Ross Cooper	Massey Ferguson RC	SenM	67
68	170	46:40	Steve Robbins	Gloucester AC	SenM	68
69	86	46:42	Alex Stephenson	Cobra R.C. & Tri	SenM	69
70	89	46:45	Guy Walton	Cobra R.C. & Tri	SenM	70
71	398	46:49	Paul Webster	Sparkhill Harriers	SenM	71
72	363	46:50	Steve Howes	Solihull & Small Heath A.C.	SenM	72
73	321	46:52	David Howells	Severn AC	SenM	73
74	465	46:55	Craig Taylor	Newcastle (Staffs) AC	SenM	74
75	670	47:00	Daniel Williams	Stourbridge R.C.	SenM	75
76	414	47:05	Colin Piper	Sphinx AC	SenM	76
77	53	47:05	Ian Satterthwaite	Centurion RC	SenM	77
78	200	47:09	Jack Blakemore	Massey Ferguson RC	SenM	78
79	431	47:11	Douglas Talbot	City of Birmingham Striders	SenM	79
80	629	47:14	Thomas Healy	Centurion RC	SenM	80
81	290	47:30	Mike Wheeler	Northbrook AC	SenM	81
82	231	47:32	Jason Nicholson	Massey Ferguson RC	SenM	82
83	436	47:33	Tim Kaye	Coventry Triathletes	SenM	83
84	125	47:35	Adam Taylor	Droitwich AC	SenM	84
85	239	47:45	Ian Redford	Massey Ferguson RC	SenM	85
86	322	47:50	Alex Jenkins	Severn AC	SenM	86
87	28	47:53	John Carroll	Amazing Feet	SenM	87
88	87	47:55	Mike Tovey	Cobra R.C. & Tri	SenM	88
89	497	48:06	Pete Walters	Stourbridge R.C.	SenM	89
90	603	48:10	Lee Mc Kervey	Northbrook AC	SenM	90
91	128	48:11	Gary Bonner	Dudley Kingswinford RC	SenM	91
92	223	48:16	Dave Lee	Massey Ferguson RC	SenM	92
93	133	48:21	Mark Gatenby	Dudley Kingswinford RC	SenM	93
94	181	48:21	Brian Currier	Kidderminster & Stourport	SenM	94
95	343	48:22	Keith Harrison	Sneyd Striders	SenM	95
96	415	48:26	Craig Robinson	Sphinx AC	SenM	96
97	40	48:30	Clive Thorley	Amazing Feet	SenM	97
98	179	48:41	Phillip Bullock	Kidderminster & Stourport	SenM	98
99	293	48:42	Keith Bate	Sedgley Striders	SenM	99
100	227	48:44	Alan McDougall	Massey Ferguson RC	SenM	100
101	366	48:45	Paul Lloyd	Solihull & Small Heath A.C.	SenM	101
102	315	49:05	Adrian England	Severn AC	SenM	102
103	132	49:08	Mark Garrett	Dudley Kingswinford RC	SenM	103
104	155	49:13	Dave Gresswell	Gloucester AC	SenM	104
105	273	49:14	Martin McHugh	Northbrook AC	SenM	105
106	327	49:18	Ian Overthrow	Severn AC	SenM	106
107	382	49:27	Simon Hodges	Sparkhill Harriers	SenM	107
108	626	49:37	Jonathan Pearce	Dudley Kingswinford RC	SenM	108
109	470	49:41	Scott Zikmanis	Newcastle (Staffs) AC	SenM	109
110	134	49:52	Kevin Herbert	Dudley Kingswinford RC	SenM	110
111	258	49:55	Tommy Dempsey	Northbrook AC	SenM	111
112	287	49:58	Neil Smith	Northbrook AC	SenM	112
113	11	50:00	Trevor Harris	Aldridge R.C.	SenM	113
114	76	50:19	Desti Hagos	Cobra R.C. & Tri	SenM	114
115	303	50:21	Matt Price	Sedgley Striders	SenM	115
116	208	50:23	Leon Coppola	Massey Ferguson RC	SenM	116
117	62	50:31	Jonathan Evans	City of Birmingham Striders	SenM	117
118	113	50:36	Nick Comerford	Droitwich AC	SenM	118

Birmingham & District Invitation Cross Country League**2018-2019 Season - Race Result****Division 3****Race 4****9/02/2019 at Cattle Country****hosted by Gloucester AC**

Results Version 2 (11/02/2019)



119	90	50:40	Mark Warren	Cobra R.C. & Tri	SenM	119
120	256	50:49	Spencer Davies	Northbrook AC	SenM	120
121	429	50:51	Robert Woodward	Stourbridge R.C.	SenM	121
122	391	50:57	Dave Pearson	Sparkhill Harriers	SenM	122
123	310	51:05	Andy Brown	Severn AC	SenM	123
124	277	51:14	Terry Moynihan	Northbrook AC	SenM	124
125	600	51:23	Tom Watts	Massey Ferguson RC	SenM	125
126	100	51:26	Sam Key	Coventry Triathletes	SenM	126
127	649	51:34	Billy Davies	Sedgley Striders	SenM	127
128	413	51:36	Anthony O'Brien	Sphinx AC	SenM	128
129	397	51:44	Andy Wadsworth	Sparkhill Harriers	SenM	129
130	232	51:50	Ian O'Donnell	Massey Ferguson RC	SenM	130
131	221	51:51	Robert Kerr	Massey Ferguson RC	SenM	131
132	71	51:52	Steve Cleary	Cobra R.C. & Tri	SenM	132
133	55	52:04	Ed Wallace	Centurion RC	SenM	133
134	348	52:06	Trevor Payne	Sneyd Striders	SenM	134
135	263	52:07	Richard French	Northbrook AC	SenM	135
136	648	52:11	Scott Marsh	Sedgley Striders	SenM	136
137	447	52:12	Mark Cotton	Newcastle (Staffs) AC	SenM	137
138	359	52:12	Jeremy Guard	Solihull & Small Heath A.C.	SenM	138
139	402	52:35	Barry Allen	Sphinx AC	SenM	139
140	240	52:38	Dean Semple	Massey Ferguson RC	SenM	140
141	139	52:40	Sergej Ljubownikow	Dudley Kingswinford RC	SenM	141
142	77	52:41	Neil Hale	Cobra R.C. & Tri	SenM	142
143	475	52:45	Steve Handy	Northbrook AC	SenM	143
144	135	52:51	Dave Hickman	Dudley Kingswinford RC	SenM	144
145	16	53:07	Eamon Lyons	Aldridge R.C.	SenM	145
146	405	53:09	Wayne Broadbent	Sphinx AC	SenM	146
147	479	53:10	Ragbhir Sangha	Northbrook AC	SenM	147
148	351	53:14	Mark Till	Sneyd Striders	SenM	148
149	372	53:20	Tahir Ahktar	Sparkhill Harriers	SenM	149
150	652	53:23	Kevin Naughton	Sphinx AC	SenM	150
151	383	53:25	Graham Hygate	Sparkhill Harriers	SenM	151
152	19	53:27	Aaron Neath	Aldridge R.C.	SenM	152
153	247	53:34	Mark Baker	Northbrook AC	SenM	153
154	211	53:44	Kevin Adams	Aldridge R.C.	SenM	154
155	356	53:50	Max Cox	Solihull & Small Heath A.C.	JunM	155
156	418	54:00	Sam Ward	Sphinx AC	SenM	156
157	79	54:06	Aldo Mussi	Cobra R.C. & Tri	SenM	157
158	362	54:10	Richard Horne	Solihull & Small Heath A.C.	SenM	158
159	384	54:16	Andy Law	Sparkhill Harriers	SenM	159
160	437	54:21	Stuart Liggins	Coventry Triathletes	SenM	160
161	326	54:25	Farook Mota	Severn AC	SenM	161
162	342	54:32	Gavin Harrison	Sneyd Striders	SenM	162
163	243	54:38	Martin Smith	Massey Ferguson RC	SenM	163
164	251	54:41	Kevin Coughlan	Northbrook AC	SenM	164
165	235	54:46	Peter Paprcka	Massey Ferguson RC	SenM	165
166	37	54:51	Nick Richards	Amazing Feet	SenM	166
167	78	54:56	Adrian Marchant	Cobra R.C. & Tri	SenM	167
168	486	55:02	Lucian Morogan	Sphinx AC	SenM	168
169	499	55:07	Dominic Ashton	West Bromwich Harriers	SenM	169
170	7	55:17	Nick Dean	Aldridge R.C.	SenM	170
171	51	55:30	Andy Matthews	Centurion RC	SenM	171
172	385	55:41	Andy Manning	Sparkhill Harriers	SenM	172
173	60	56:04	John Bristow	City of Birmingham Striders	SenM	173
174	270	56:14	Martin McCrystal	Northbrook AC	SenM	174
175	43	56:15	Paul Cooper	Centurion RC	SenM	175
176	350	56:18	Chris Roberts	Sneyd Striders	SenM	176
177	387	56:32	Rob Mills	Sparkhill Harriers	SenM	177
178	145	56:40	Graham Wildgoose	Dudley Kingswinford RC	SenM	178
179	182	56:50	Robin Fearn	Kidderminster & Stourport	SenM	179
180	671	56:54	Jonathan Bates	Sphinx AC	SenM	180

Birmingham & District Invitation Cross Country League

2018-2019 Season - Race Result


Division 3

Race 4

9/02/2019 at Cattle Country

hosted by Gloucester AC

Results Version 2 (11/02/2019)




181	506	56:59	David Kendall	West Bromwich Harriers	SenM	181
182	187	57:03	Paul Ingram	Kidderminster & Stourport	SenM	182
183	25	57:09	Martin Wall	Aldridge R.C.	SenM	183
184	48	57:12	Martin Henderson	Centurion RC	SenM	184
185	120	57:38	Kevin McDowell	Droitwich AC	SenM	185
186	504	58:37	Daniel Floyd	West Bromwich Harriers	SenM	186
187	374	58:41	Andy Carroll	Sparkhill Harriers	SenM	187
188	196	59:08	Martin Willmott	Kidderminster & Stourport	SenM	188
189	646	59:48	Leslie Reeves	Aldridge RC	SenM	189
190	202	59:52	Paul Bradly	Massey Ferguson RC	SenM	190
191	123	60:11	Mark Perkins	Droitwich AC	SenM	191
192	84	60:21	Andrew Spencer	Cobra R.C. & Tri	SenM	192
193	673	60:24	Ray Selwood	Dudley Kingswinford RC	SenM	193
194	122	60:42	James Penlington	Droitwich AC	SenM	194
195	377	60:51	Charles Fentiman	Sparkhill Harriers	SenM	195
196	308	61:36	Josh Woodberry	Sedgley Striders	SenM	196
197	14	62:12	Simon Hudson	Aldridge R.C.	SenM	197
198	644	62:39	Robin Cranfield	Sneyd Striders	SenM	198
199	433	63:33	Alan Davies	Cobra R.C. & Tri	SenM	199
200	49	63:55	James Houghton	Centurion RC	SenM	200
201	96	64:06	Les Carter	Coventry Triathletes	SenM	201
202	178	64:13	Terence Bedington	Kidderminster & Stourport	SenM	202
203	67	65:24	Junaid Riaz	City of Birmingham Striders	SenM	203
204	244	65:41	Jeremy Trill	Massey Ferguson RC	SenM	204
205	50	67:07	Adrian Lloyd	Centurion RC	SenM	205
206	434	67:43	Michael Bibb	Coventry Triathletes	SenM	206
207	376	68:34	Anthony Edwards	Sparkhill Harriers	SenM	207
208	36	69:55	Rob Reynolds	Amazing Feet	SenM	208
209	6	72:21	Barinderjit Cheema	Aldridge R.C.	SenM	209
210	248	72:22	Fraser Barrett	Northbrook AC	SenM	210
211	34	73:31	David Pye	Amazing Feet	SenM	211

Senior Men Team Results

A Team	1	Gloucester AC	2 3 4 5 15 20	49
	2	Newcastle (Staffs) AC	9 12 13 14 16 29	93
	3	Solihull & Small Heath A.C.	1 7 18 33 41 48	148
	4	Massey Ferguson RC	10 17 21 43 45 51	187
	5	Severn AC	11 26 30 31 65 66	229
	6	Aldridge R.C.	22 24 32 34 40 113	265
	7	Northbrook AC	25 35 37 64 81 90	332
	8	Sphinx AC	6 19 53 76 96 128	378
	9	Stourbridge R.C.	52 55 59 60 75 89	390
	10	Dudley Kingswinford RC	8 91 93 103 108 110	513
	11	Cobra R.C. & Tri	58 69 70 88 114 119	518
	12	Sparkhill Harriers	49 50 71 107 122 129	528
	13	Centurion RC	42 77 80 133 171 175	678
	14	Sedgley Striders	39 99 115 127 136 196	712
	15	Amazing Feet	27 87 97 166 208 211	796
	16	Kidderminster & Stourport	57 94 98 179 182 188	798
	17	Coventry Triathletes	56 83 126 160 201 206	832
18	Sneyd Striders	95 134 148 162 176 198	913	
B Team	1	Gloucester AC	23 28 36 38 46 63	234
	2	Massey Ferguson RC	54 61 67 78 82 85	427
	3	Newcastle (Staffs) AC	44 47 62 74 109 137	473
	4	Severn AC	73 86 102 106 123 161	651
	5	Northbrook AC	105 111 112 120 124 135	707
	6	Sphinx AC	139 146 150 156 168 180	939
	7	Cobra R.C. & Tri	132 142 157 167 192 199	989
	8	Sparkhill Harriers	149 151 159 172 177 187	995
	9	Aldridge R.C.	145 152 154 170 183 197	1001

Birmingham & District Invitation Cross Country League
2018-2019 Season - Series Result
Division 3
After Race 4
09/02/2019

Results Version 2 (11/02/2019)



Senior Men		Series Points	Match 1	Match 2	Match 3	Match 4	Total	BestOf3
1	A Team	Gloucester AC	73	86	60	49	268	
2		Newcastle (Staffs) AC	125	87	82	93	387	
3		Massey Ferguson RC	121	143	215	187	666	
4		Severn AC	165	204	171	229	769	
5		Solihull & Small Heath A.C.	333	165	211	148	857	
6		Northbrook AC	208	282	337	332	1159	
7		Aldridge R.C.	244	394	272	265	1175	
8		Sphinx AC	316	295	421	378	1410	
9		Dudley Kingswinford RC	565	639	255	513	1972	
10		Sparkhill Harriers	560	546	564	528	2198	
11		Amazing Feet	442	541	519	796	2298	
12		Centurion RC	553	657	552	678	2440	
13		Cobra R.C. & Tri	684	746	638	518	2586	
14		Stourbridge R.C.	909	663	643	390	2605	
15		Kidderminster & Stourport	698	588	697	798	2781	
16		Coventry Triathletes	644	675	697	832	2848	
17		Sneyd Striders	1175	1010	1181	913	4279	
18		West Bromwich Harriers	457	798	494		1749 *	
19		Sedgley Striders	973	861		712	2546	
20		City of Birmingham Striders	968	1173	971		3112 *	
21		Droitwich AC	1342	1233	1089		3664	
1	B Team	Gloucester AC	459	377	330	234	1400	
2		Newcastle (Staffs) AC	619	397	352	473	1841	
3		Massey Ferguson RC	470	449	583	427	1929	
4		Northbrook AC	519	582	652	707	2460	
5		Sphinx AC	744	844	1042	939	3569	
6		Aldridge R.C.	994	1087	1011	1001	4093	
7		Severn AC	674		816	651	2141	
8		Solihull & Small Heath A.C.	1064	740	801		2605	
9		Cobra R.C. & Tri	1047		1246	989	3282	
10		Sparkhill Harriers	1240		1124	995	3359	
11		Centurion RC	1396		1329		2725	
12		Dudley Kingswinford RC			914		914	
* includes 200 point penalty Race 2								
1=	368	Chris McLeod		2	1	1	4	4
1=	176	Harry Wells	1	1	4	2	8	4
3	164	Stephen Millward	2	3	2	4	11	7
4	404	David Brewis	4	5	6	6	21	15
5	136	Steven Holdcroft	5	4	7	8	24	16
6	160	Steve Kenyon	7		9	5	21	21
7	460	Jordon Nixon	6	8	17	12	43	26
8=	332	James Rose	8		11	11	30	30
8=	215	Scott Hazell	3	6		21	30	30
8=	451	Simon Ford	12	9	16	9	46	30
11=	450	Jacob Droogmans	10	13	13	13	49	36
11=	166	Owen Parry	9	12	20	15	56	36
13	463	Tim Sharman	13	11	19	16	59	40
14	206	Dean Clarke	14	15	14	17	60	43
15	175	James Walters	11	16	22	20	69	47
16	632	Matthew Basnett		22	12	14	48	48
17	311	Chris Brown	19	10	23	31	83	52
18=	269	Stuart Lumsden	20	17	18		55	55
18=	320	Gary Hope	15	14	31	26	86	55
20	230	Simon Neale	18	30	28	10	86	56
21	12	Liam Harrold	17	18	27	22	84	57
22	39	Adam Smith	16	21	26	27	90	63
23	507	David Long	24	19	25		68	68

Birmingham & District Invitation Cross Country League


2018-2019 Season - Series Result

Division 3

After Race 4

09/02/2019

Results Version 2 (11/02/2019)



24=	228	Chris Moore	Massey Ferguson RC	23	23	30		76	76
24=	354	Mike Bracken	Solihull & Small Heath A.C.	32	26	32	18	108	76
26	165	Jeremy Mower	Gloucester AC		25	33	23	81	81
27	209	Alex Cotterill	Massey Ferguson RC	21	27	35	43	126	83
28	146	Glen Balmer	Gloucester AC		29	37	28	94	94
29	484	Jack Edwards	Sphinx AC	35	48		19	102	102
30	22	Freddie Penrose	Aldridge R.C.	67	37	43	24	171	104
31	331	Will Richmond	Severn AC	36	39	45	30	150	105
32	357	Chris Dix	Solihull & Small Heath A.C.	44	34	39	33	150	106
33	271	Andrew McConville	Northbrook AC	34	20	57		111	111
34	276	Liam Mills	Northbrook AC	31	47	56	35	169	113
35	355	Adam Cole	Solihull & Small Heath A.C.	28	40	72	48	188	116
36=	468	Andrew Walker	Newcastle (Staffs) AC	46	46	48	29	169	121
36=	358	Harry Fellows	Solihull & Small Heath A.C.	49	31	59	41	180	121
38=	623	Paul Tatler	Newcastle (Staffs) AC	51	43	34	47	175	124
38=	407	Allen El-Sour	Sphinx AC	40	44	40	53	177	124
40	23	Mark Shaw	Aldridge R.C.	48	38	47	40	173	125
41	24	Adam Smith	Aldridge R.C.	55		42	32	129	129
42	94	Richard Bruce	Coventry Triathletes	45	36	49	56	186	130
43	21	Toby Oury	Aldridge R.C.	57	52	50	34	193	136
44	304	Richard Price	Sedgley Striders		64	38	39	141	141
45	156	Steve Haines	Gloucester AC	61	58	46	38	203	142
46	205	David Clarke	Massey Ferguson RC	53	42	55	54	204	149
47	186	Paul Hyde	Kidderminster & Stourport	54	50	73	57	234	161
48=	53	Ian Satterthwaite	Centurion RC	47	41		77	165	165
48=	174	Jason Tilley	Gloucester AC	59		60	46	165	165
50	442	Sean Emson	Massey Ferguson RC	42		79	45	166	166
51	464	Jerome Stevens	Newcastle (Staffs) AC	65	68	62	44	239	171
52=	157	Pete Haynes	Gloucester AC	43		67	63	173	173
52=	47	Peter Heald	Centurion RC	63		68	42	173	173
52=	313	David Clarke	Severn AC	75	56	51	66	248	173
55	618	Michael Wade	Sparkhill Harriers	76	75	61	49	261	185
56	183	Phillip Groome	Kidderminster & Stourport	52	65	69		186	186
57	93	Errol Brown	Coventry Triathletes	78	53	58		189	189
58	222	Gary Lawson	Massey Ferguson RC	87	86	53	51	277	190
59=	608	Sergio Torija	Sphinx AC	70	59	66		195	195
59=	363	Steve Howes	Solihull & Small Heath A.C.	69	54	80	72	275	195
61	624	Neil Gerrity	Newcastle (Staffs) AC		63	74	62	199	199
62	629	Thomas Healy	Centurion RC	62	62	76	80	280	200
63	130	Gary Davis	Dudley Kingswinford RC	90	60	54		204	204
64	207	Ross Cooper	Massey Ferguson RC	74	69	70	67	280	206
65	426	Adam Crompton	Stourbridge R.C.	82	71	96	55	304	208
66	395	Nick Stringer	Sparkhill Harriers	92	81	78	50	301	209
67=	170	Steve Robbins	Gloucester AC	77	77		68	222	222
67=	249	Rob Barry	Northbrook AC	91	73	85	64	313	222
69	162	Mike Mansfield	Gloucester AC	56	66	101		223	223
70	509	Jacob Marklew	West Bromwich Harriers	73	84	71		228	228
71	86	Alex Stephenson	Cobra R.C. & Tri	81	83	97	69	330	233
72	425	Robert Colman	Stourbridge R.C.	103	87	88	60	338	235
73	398	Paul Webster	Sparkhill Harriers	88	88	82	71	329	241
74	371	Tom Symmons	Solihull & Small Heath A.C.	111	51	81		243	243
75	420	Rob Wheatley	Sphinx AC	84	72	91		247	247
76	200	Jack Blakemore	Massey Ferguson RC	93	79		78	250	250
77	89	Guy Walton	Cobra R.C. & Tri	98	97	90	70	355	257
78=	28	John Carroll	Amazing Feet	100	76	98	87	361	261
78=	321	David Howells	Severn AC	109	94	94	73	370	261
80	502	Russell Collins	West Bromwich Harriers	89	91	83		263	263
81	315	Adrian England	Severn AC	108	78	89	102	377	269
82	155	Dave Gresswell	Gloucester AC		80	87	104	271	271
83	181	Brian Currier	Kidderminster & Stourport	105	89	92	94	380	275
84	225	Nick Luntley	Massey Ferguson RC	95	74	107		276	276
85	641	Edward Davies	Stourbridge R.C.		119	111	52	282	282
86=	281	Damian Pharoah	Northbrook AC	102	82	100		284	284
86=	203	Simon Brown	Massey Ferguson RC	122	101	133	61	417	284

Birmingham & District Invitation Cross Country League


2018-2019 Season - Series Result

Division 3

After Race 4

09/02/2019

Results Version 2 (11/02/2019)



88=	239	Ian Redford	Massey Ferguson RC	126	92	115	85	418	292
88=	343	Keith Harrison	Sneyd Striders	101	96	135	95	427	292
90	179	Phillip Bullock	Kidderminster & Stourport	94	102	103	98	397	294
91	87	Mike Tovey	Cobra R.C. & Tri	97		110	88	295	295
92	428	Rob Taylor	Stourbridge R.C.		117	124	59	300	300
93	465	Craig Taylor	Newcastle (Staffs) AC	113		114	74	301	301
94	223	Dave Lee	Massey Ferguson RC	115	95	119	92	421	302
95	382	Simon Hodges	Sparkhill Harriers	96	116	102	107	421	305
96	202	Paul Bradly	Massey Ferguson RC	68	49		190	307	307
97	125	Adam Taylor	Droitwich AC	119	106	157	84	466	309
98	414	Colin Piper	Sphinx AC	137	115		76	328	328
99	277	Terry Moynihan	Northbrook AC		110	95	124	329	329
100	227	Alan McDougall	Massey Ferguson RC	139	111	121	100	471	332
101	40	Clive Thorley	Amazing Feet	136	107	130	97	470	334
102	322	Alex Jenkins	Severn AC	127		127	86	340	340
103	436	Tim Kaye	Coventry Triathletes	141		120	83	344	344
104=	293	Keith Bate	Sedgley Striders	148	114	141	99	502	354
104=	133	Mark Gatenby	Dudley Kingswinford RC	149	112	150	93	504	354
106	62	Jonathan Evans	City of Birmingham Striders	107	138	156	117	518	362
107	258	Tommy Dempsey	Northbrook AC	166	132	122	111	531	365
108	415	Craig Robinson	Sphinx AC	143		136	96	375	375
109=	256	Spencer Davies	Northbrook AC	132	124	137	120	513	376
109=	71	Steve Cleary	Cobra R.C. & Tri	116	128	163	132	539	376
111=	470	Scott Zikmanis	Newcastle (Staffs) AC	155		113	109	377	377
111=	273	Martin McHugh	Northbrook AC	201	147	125	105	578	377
113	366	Paul Lloyd	Solihull & Small Heath A.C.	142	135	144	101	522	378
114	485	Ian Gower	Sphinx AC	146	129	106		381	381
115	259	Owen Drage	Northbrook AC	128	137	117		382	382
116=	70	David Blake	Cobra R.C. & Tri	138	151	105		394	394
116=	100	Sam Key	Coventry Triathletes	147	121		126	394	394
118	55	Ed Wallace	Centurion RC	164	131	134	133	562	398
119	429	Robert Woodward	Stourbridge R.C.	140	157	149	121	567	410
120	402	Barry Allen	Sphinx AC	145	149	128	139	561	412
121	90	Mark Warren	Cobra R.C. & Tri	163	133	168	119	583	415
122	600	Tom Watts	Massey Ferguson RC	153		146	125	424	424
123	247	Mark Baker	Northbrook AC	152	122	224	153	651	427
124	447	Mark Cotton	Newcastle (Staffs) AC	157	134	166	137	594	428
125	626	Jonthan Pearce	Dudley Kingswinford RC	207	181	140	108	636	429
126	19	Aaron Neath	Aldridge R.C.	144	163	138	152	597	434
127	135	Dave Hickman	Dudley Kingswinford RC	172	136	162	144	614	442
128	113	Nick Comerford	Droitwich AC	187		145	118	450	450
129	11	Trevor Harris	Aldridge R.C.		170	169	113	452	452
130	177	Russ Barnes	Kidderminster & Stourport	151	126	176		453	453
131	498	Tony Warner	Stourbridge R.C.	159	139	170		468	468
132	77	Neil Hale	Cobra R.C. & Tri		154	174	142	470	470
133	499	Dominic Ashton	West Bromwich Harriers	150	159		169	478	478
134=	240	Dean Semple	Massey Ferguson RC	188	161	179	140	668	480
134=	221	Robert Kerr	Massey Ferguson RC	185	164	203	131	683	480
136	648	Scott Marsh	Sedgley Striders		179	167	136	482	482
137	475	Steve Handy	Northbrook AC	189	162	180	143	674	485
138	235	Peter Paprcka	Massey Ferguson RC	170	152		165	487	487
139	383	Graham Hygate	Sparkhill Harriers	186	153	229	151	719	490
140	351	Mark Till	Sneyd Striders	178	165	210	148	701	491
141	500	Gary Clifton	West Bromwich Harriers	173	145	177		495	495
142	405	Wayne Broadbent	Sphinx AC	180	171	214	146	711	497
143	139	Sergej Ljubownikow	Dudley Kingswinford RC	175		183	141	499	499
144	617	Simon Jones	Northbrook AC	181	142	181		504	504
145=	208	Leon Coppola	Massey Ferguson RC	223	173		116	512	512
145=	384	Andy Law	Sparkhill Harriers	179	174	188	159	700	512
147	652	Kevin Naughton	Sphinx AC		176	187	150	513	513
148=	151	Arthur Daley	Gloucester AC	193	148	173		514	514
148=	211	Kevin Adams	Aldridge R.C.	165		195	154	514	514
150=	182	Robin Fearn	Kidderminster & Stourport		156	185	179	520	520
150=	348	Trevor Payne	Sneyd Striders	224	186	200	134	744	520

Birmingham & District Invitation Cross Country League


2018-2019 Season - Series Result

Division 3

After Race 4

09/02/2019

Results Version 2 (11/02/2019)



152	232	Ian O'Donnell	Massey Ferguson RC	200		192	130	522	522
153	350	Chris Roberts	Sneyd Striders	211	160	189	176	736	525
154	342	Gavin Harrison	Sneyd Striders	192	175	190	162	719	527
155	16	Eamon Lyons	Aldridge R.C.	206	177		145	528	528
156	479	Ragbhir Sangha	Northbrook AC	258	185	201	147	791	533
157	359	Jeremy Guard	Solihull & Small Heath A.C.	218	182		138	538	538
158	356	Max Cox	Solihull & Small Heath A.C.	210	194	199	155	758	548
159	423	James Bellamy	Stourbridge R.C.	191	172	205		568	568
160=	78	Adrian Marchant	Cobra R.C. & Tri	217	190	226	167	800	574
160=	60	John Bristow	City of Birmingham Striders	209	192	243	173	817	574
162	243	Martin Smith	Massey Ferguson RC	221	203	211	163	798	577
163	251	Kevin Coughlan	Northbrook AC	213		208	164	585	585
164	48	Martin Henderson	Centurion RC	208	196	239	184	827	588
165	7	Nick Dean	Aldridge R.C.	229	191		170	590	590
166	270	Martin McCrystal	Northbrook AC	243	205	212	174	834	591
167	385	Andy Manning	Sparkhill Harriers	204		218	172	594	594
168=	145	Graham Wildgoose	Dudley Kingswinford RC	235	198	233	178	844	609
168=	196	Martin Willmott	Kidderminster & Stourport	242	206	215	188	851	609
170	299	Ashley Goodman	Sedgley Striders	198	187	225		610	610
171	51	Andy Matthews	Centurion RC	233	216	228	171	848	615
172	486	Lucian Morogan	Sphinx AC	228		220	168	616	616
173	43	Paul Cooper	Centurion RC	247	201		175	623	623
174	187	Paul Ingram	Kidderminster & Stourport	244	209	236	182	871	627
175	504	Daniel Floyd	West Bromwich Harriers	245	215	242	186	888	643
176	387	Rob Mills	Sparkhill Harriers	197		275	177	649	649
177	25	Martin Wall	Aldridge R.C.	236		234	183	653	653
178	178	Terence Bedington	Kidderminster & Stourport	267	212	245	202	926	659
179	123	Mark Perkins	Droitwich AC	255	220	250	191	916	661
180=	84	Andrew Spencer	Cobra R.C. & Tri		217	255	192	664	664
180=	365	Graham Lawrence	Solihull & Small Heath A.C.	241	188	235		664	664
182	120	Kevin McDowell	Droitwich AC	257	225	263	185	930	667
183	646	Leslie Reeves	Aldridge RC		221	259	189	669	669
184	122	James Penlington	Droitwich AC		232	251	194	677	677
185=	67	Junaid Riaz	City of Birmingham Striders		223	254	203	680	680
185=	264	David Giles	Northbrook AC	252	197	231		680	680
187	644	Robin Cranfield	Sneyd Striders		228	257	198	683	683
188	49	James Houghton	Centurion RC	272	226	266	200	964	692
189	96	Les Carter	Coventry Triathletes	264	233		201	698	698
190	50	Adrian Lloyd	Centurion RC	270	229	265	205	969	699
191	376	Anthony Edwards	Sparkhill Harriers	275	235	273	207	990	715
192	6	Barinderjit Cheema	Aldridge R.C.	276	236	274	209	995	719
193	36	Rob Reynolds	Amazing Feet	279	241	276	208	1004	725
194	434	Michael Bibb	Coventry Triathletes	265		268	206	739	739
195	236	Graham Patton	Massey Ferguson RC	260	222	271		753	753
196=	118	Peter Lymer	Droitwich AC	278	240	270		788	788
196=	13	Lawrence Hewitt	Aldridge R.C.	277	234	277		788	788
198	439	James Denne	Gloucester AC			3	3	6	6
199	361	Keelan Hopewell	Solihull & Small Heath A.C.			8	7	15	15
200	335	Peter Stephens	Severn AC		7	10		17	17
201	142	Stuart Perkins	Dudley Kingswinford RC	25		15		40	40
202=	393	Darren Riley	Sparkhill Harriers	29	33			62	62
202=	455	Bruce Johnson	Newcastle (Staffs) AC	38	24			62	62
204	27	Dave Beasley	Amazing Feet	22		41		63	63
205	257	Damien Dear	Northbrook AC	26			37	63	63
206	44	Paul Davies	Centurion RC		28	36		64	64
207	267	Oliver Jones	Northbrook AC			44	25	69	69
208	159	Mark Keeling	Gloucester AC	50	35			85	85
209	2	Leith Ally	Aldridge R.C.	30		63		93	93
210	29	Steve Clarke	Amazing Feet		45	65		110	110
211	32	Kevin Lane	Amazing Feet	33	85			118	118
212	289	Steve Turvey	Northbrook AC	64	55			119	119
213	73	David Daniels	Cobra R.C. & Tri			84	58	142	142
214	607	Nigel Timms	Sphinx AC	83	67			150	150
215	431	Douglas Talbot	City of Birmingham Striders	79			79	158	158

Birmingham & District Invitation Cross Country League


2018-2019 Season - Series Result

Division 3

After Race 4

09/02/2019

Results Version 2 (11/02/2019)



216	265	Richard Hodge	Northbrook AC	66		93		159	159
217	615	James Lacey	Northbrook AC	86	90			176	176
218	327	Ian Overthrow	Severn AC	71			106	177	177
219	510	Karl Moore	West Bromwich Harriers	80	100			180	180
220	231	Jason Nicholson	Massey Ferguson RC			104	82	186	186
221	603	Lee McKervey	Northbrook AC		103		90	193	193
222	307	Mike Walker	Sedgley Striders	106	93			199	199
223	290	Mike Wheeler	Northbrook AC	121			81	202	202
224	95	Craig Bryan	Coventry Triathletes		105	99		204	204
225	128	Gary Bonner	Dudley Kingswinford RC	124			91	215	215
226	416	Paul Slatford	Sphinx AC	114	104			218	218
227	497	Pete Walters	Stourbridge R.C.		130		89	219	219
228	42	Lee Caves	Centurion RC	118		109		227	227
229	410	Allan Howling	Sphinx AC	120		112		232	232
230	132	Mark Garrett	Dudley Kingswinford RC			131	103	234	234
231	643	Marlon Patrice	City of Birmingham Striders		123	116		239	239
232	397	Andy Wadsworth	Sparkhill Harriers			118	129	247	247
233	461	Jon Ranford	Newcastle (Staffs) AC	131	120			251	251
234=	391	Dave Pearson	Sparkhill Harriers			132	122	254	254
234=	287	Neil Smith	Northbrook AC			142	112	254	254
236	134	Kevin Herbert	Dudley Kingswinford RC		146		110	256	256
237	76	Desta Hagos	Cobra R.C. & Tri			152	114	266	266
238	477	Tom McNamara	Northbrook AC		118	154		272	272
239=	353	Peter Bacon	Solihull & Small Heath A.C.	130		143		273	273
239=	352	Dan Allen	Solihull & Small Heath A.C.	123	150			273	273
241	310	Andy Brown	Severn AC			151	123	274	274
242	336	Neil Taylor	Severn AC		144	139		283	283
243	245	Mark Ursell	Massey Ferguson RC	129		155		284	284
244	3	Brett Antill	Aldridge R.C.		140	147		287	287
245	92	Andrew Barrowcliffe	Coventry Triathletes	161	127			288	288
246	649	Billy Davies	Sedgley Striders		0	171	127	298	298
247	390	Edward O'Neill	Sparkhill Harriers	182		123		305	305
248	303	Matt Price	Sedgley Striders	195			115	310	310
249=	216	Kevin Hinson	Massey Ferguson RC	169	143			312	312
249=	263	Richard French	Northbrook AC	177			135	312	312
251	380	James Hannon	Sparkhill Harriers		158	161		319	319
252	141	Stephen Parr	Dudley Kingswinford RC	194		126		320	320
253	625	Stuart Royal	Dudley Kingswinford RC	174		148		322	322
254	33	David Poutney	Amazing Feet	167		159		326	326
255	244	Jeremy Trill	Massey Ferguson RC		125		204	329	329
256=	413	Anthony O'Brien	Sphinx AC	205			128	333	333
256=	79	Aldo Mussi	Cobra R.C. & Tri	176			157	333	333
258	284	Jon Seed	Northbrook AC	133		202		335	335
259	20	Mark O'Rouke	Aldridge R.C.	183		153		336	336
260	168	Clive Poole	Gloucester AC		183	164		347	347
261	326	Farook Mota	Severn AC		195		161	356	356
262	611	Luke Herbert	Gloucester AC	156		204		360	360
263=	378	Patrick Finnegan	Sparkhill Harriers	196	167			363	363
263=	167	Amar Patel	Gloucester AC		166	197		363	363
265	478	Paul Robbins	Northbrook AC	203	169			372	372
266=	437	Stuart Liggins	Coventry Triathletes			213	160	373	373
266=	37	Nick Richards	Amazing Feet		207		166	373	373
268	18	David McHugh	Aldridge R.C.		178	209		387	387
269	379	John Goulding	Sparkhill Harriers		204	196		400	400
270	58	Nav Akhtar	City of Birmingham Striders	219	189			408	408
271	645	Andrew Weaver	Dudley Kingswinford RC		193	219		412	412
272=	506	David Kendall	West Bromwich Harriers			237	181	418	418
272=	400	Barry Adams	Sphinx AC	232		186		418	418
274=	46	Kevin Ferncombe	Centurion RC	222	199			421	421
274=	279	Mark Parker	Northbrook AC	215		206		421	421
276	408	Nick Gilkes	Sphinx AC		184	244		428	428
277	4	Kevin Attwood	Aldridge R.C.		208	221		429	429
278	68	Matthew Stevens	City of Birmingham Striders	237		198		435	435
279	147	Aaron Bennett	Gloucester AC	225		217		442	442

Birmingham & District Invitation Cross Country League


2018-2019 Season - Series Result

Division 3

After Race 4

09/02/2019

Results Version 2 (11/02/2019)



280	308	Josh Woodberry	Sedgley Striders	249		196	445	445
281=	248	Fraser Barrett	Northbrook AC		238	210	448	448
281=	214	Phillip Hayes	Massey Ferguson RC	226			448	448
283	377	Charles Fentiman	Sparkhill Harriers			258	195	453
284	180	Ian Clough	Kidderminster & Stourport		213	241		454
285	620	David Payne	Droitwich AC	246	210			456
286	633	Marcus Nye	Aldridge RC		218	246		464
287	430	John McGrath	Centurion RC	216		249		465
288	17	Ian Malsbury	Aldridge R.C.		227	248		475
289	204	Darren Chambers	Massey Ferguson RC	261	219			480
290	34	David Pye	Amazing Feet	280			211	491
291	237	Richard Pearce	Massey Ferguson RC	262	230			492
292	640	Christopher O'Carroll	Gloucester AC		239	269		508
293	1	David Goodwin	Massey Ferguson RC	274	237			511
294	501	Stephen Coley	West Bromwich Harriers	268		262		530
295	661	James Fradley	Newcastle (Staffs) AC			5	5	5
296	445	Ian Bayliss	Newcastle (Staffs) AC			21	21	21
297	667	Todd Quiney	Dudley Kingswinford RC			24	24	24
298	318	Alex Hope	Severn AC	27			27	27
299	668	Karl Quiney	Dudley Kingswinford RC			29	29	29
300	650	Guy Anderson	Solihull & Small Heath A.C.		32		32	32
301	171	Max Sheppard	Gloucester AC				36	36
302	26	Dan Williams	Aldridge R.C.	37				37
303	286	Ben Smith	Northbrook AC	39				39
304	512	Gurmal Singh	West Bromwich Harriers	41				41
305	654	Mark Williams	West Bromwich Harriers			52		52
306	454	Rob Haines	Newcastle (Staffs) AC		57			57
307	246	Rory Anderson	Northbrook AC	58				58
308	621	Dave Lander	Severn AC	60				60
309	637	Jordan Evans	Gloucester AC		61			61
310	653	Andrew Tipton	City of Birmingham Striders			64		64
311	672	John Withers	Severn AC				65	65
312	288	Darren Taplin	Northbrook AC		70			70
313	102	Matthew Knight	Coventry Triathletes	72				72
314=	670	Daniel Williams	Stourbridge R.C.				75	75
314=	651	Jerome Gillespie	Stourbridge R.C.			75		75
316	285	Craig Slyde	Northbrook AC			77		77
317	605	James Abrams	Sphinx AC	85				85
318	513	Gary Smith	West Bromwich Harriers			86		86
319	473	Jamie Gould	Northbrook AC		98			98
320=	45	James Eckloff	Centurion RC	99				99
320=	474	Richard Gould	Northbrook AC		99			99
322	631	Richard Longley	Newcastle (Staffs) AC	104				104
323=	63	Ali Hasip	City of Birmingham Striders		108			108
323=	201	Mark Blaszczynzyn	Massey Ferguson RC			108		108
325	5	Steve Blakemore	Aldridge R.C.		109			109
326	291	Martin Winch	Northbrook AC	110				110
327	302	Tim Lake	Sedgley Striders	112				112
328	635	John Nash	Gloucester AC		113			113
329	61	Ben Dodd	City of Birmingham Striders	117				117
330	476	Joseph Kelly	Northbrook AC	125				125
331	664	Rob Eves	Centurion RC			129		129
332	224	Sam Lowe	Massey Ferguson RC	134				134
333	30	Curtis Fudge	Amazing Feet	135				135
334	642	Chris Ashcroft	Stourbridge R.C.		141			141
335	372	Tahir Ahktar	Sparkhill Harriers				149	149
336	81	Oliver Pickering	Cobra R.C. & Tri	154				154
337	636	Mark Thrall	Gloucester AC		155			155
338	418	Sam Ward	Sphinx AC				156	156
339=	362	Richard Horne	Solihull & Small Heath A.C.				158	158
339=	619	Richard Thompson	Coventry Triathletes			158		158
339=	88	Carson Tweedie	Cobra R.C. & Tri	158				158
342=	663	Gareth Bryant	Solihull & Small Heath A.C.			160		160
342=	219	Tony Hoy	Massey Ferguson RC	160				160

Birmingham & District Invitation Cross Country League


2018-2019 Season - Series Result

Division 3

After Race 4

09/02/2019

Results Version 2 (11/02/2019)



344	432	Paul Barrett	Cobra R.C. & Tri	162		162	162
345	56	Len Wallace	Centurion RC		165	165	165
346=	367	Nick Martin	Solihull & Small Heath A.C.		168	168	168
346=	606	David Willis	Sphinx AC	168		168	168
348	82	Paul Sheppard	Cobra R.C. & Tri	171		171	171
349	662	Pab Maddox	Newcastle (Staffs) AC		172	172	172
350	126	Douglas Ward	Droitwich AC		175	175	175
351	210	Grahame Flanagan	Massey Ferguson RC		178	178	178
352=	163	John Miklausic	Gloucester AC		180	180	180
352=	671	Jonathan Bates	Sphinx AC			180	180
354	655	Scott Lattimer	Droitwich AC		182	182	182
355=	316	Steve Hale	Severn AC	184		184	184
355=	188	Niel Kirk	Kidderminster & Stourport		184	184	184
357	374	Andy Carroll	Sparkhill Harriers			187	187
358	487	Bryan Pears	Sphinx AC	190		190	190
359	419	David West	Sphinx AC		191	191	191
360=	360	Sam Hodkinson	Solihull & Small Heath A.C.		193	193	193
360=	673	Ray Selwood	Dudley Kingswinford RC			193	193
362	65	Davd NunezBecerra	City of Birmingham Striders		194	194	194
363	14	Simon Hudson	Aldridge R.C.			197	197
364=	266	Tony Hughes	Northbrook AC	199		199	199
364=	433	Alan Davies	Cobra R.C. & Tri			199	199
366	472	Tom Cox	Northbrook AC		200	200	200
367=	412	Mark Moran	Sphinx AC	202		202	202
367=	614	David Mills	Northbrook AC		202	202	202
369	124	Peter Rean	Droitwich AC		207	207	207
370	446	Wil Chung	Newcastle (Staffs) AC		211	211	211
371	260	Sean Duffy	Northbrook AC	212		212	212
372=	508	Paul Mansell	West Bromwich Harriers		214	214	214
372=	305	David Riley	Sedgley Striders	214		214	214
374	324	Victor Marques	Severn AC		216	216	216
375	254	John Davies	Northbrook AC	220		220	220
376	656	Steve Kent	Droitwich AC		223	223	223
377	647	Ian Dixon	Sedgley Striders		224	224	224
378=	482	Steve Court	Sphinx AC	227		227	227
378=	669	Julian Landeau	Centurion RC		227	227	227
380=	57	Neil Wilkes	Centurion RC		230	230	230
380=	229	Steve Mumford	Massey Ferguson RC	230		230	230
382=	198	Nathan Bignall	Massey Ferguson RC	231		231	231
382=	309	Peter Woodbine	Sedgley Striders		231	231	231
384	505	Thomas Heyes	West Bromwich Harriers		232	232	232
385	496	Dave Sheppard	Stourbridge R.C.	234		234	234
386=	108	Graham Read	Coventry Triathletes	238		238	238
386=	381	Craig Hinks	Sparkhill Harriers		238	238	238
388	514	Andrew White	West Bromwich Harriers	239		239	239
389=	54	Gary Turner	Centurion RC		240	240	240
389=	471	Richard Cawley	Northbrook AC	240		240	240
391	9	Edward Evitt	Aldridge R.C.		247	247	247
392	613	Paul Curtis	Massey Ferguson RC	248		248	248
393	628	Michael Duggan	Northbrook AC	250		250	250
394	491	Phill Wilson	Sphinx AC	251		251	251
395	417	Mitch Timms	Sphinx AC		252	252	252
396=	199	John Bilisland	Massey Ferguson RC	253		253	253
396=	226	Philip McCarron	Massey Ferguson RC		253	253	253
398	234	James Padvis	Massey Ferguson RC	254		254	254
399=	480	Steve Simpson	Northbrook AC	256		256	256
399=	373	Mark Arnold	Sparkhill Harriers		256	256	256
401	494	Mark Farnan	Stourbridge R.C.	259		259	259
402	80	Chris Pearson	Cobra R.C. & Tri		260	260	260
403	657	Wilfred Mason	Droitwich AC		261	261	261
404	627	Karl Davies	Amazing Feet	263		263	263
405	338	Chris Bate	Sneyd Striders		264	264	264
406	622	Steven Barrett	Stourbridge R.C.	266		266	266
407	659	Dirk Baynham	Dudley Kingswinford RC		267	267	267

Birmingham & District Invitation Cross Country League


2018-2019 Season - Series Result

Division 3

After Race 4

09/02/2019

Results Version 2 (11/02/2019)



408	612	Terry Hales	Sneyd Striders	269		269	269
409	601	Hughie Miller	Massey Ferguson RC	271		271	271
410	15	Richard Lodge	Aldridge R.C.		272	272	272
411	630	Michael Pinnock	Centurion RC	273		273	273

Junior Men			Series Points	Match 1	Match 2	Match 3	Match 4	Total	BestOf3
1=	368	Chris McLeod	Solihull & Small Heath A.C.		2	1	1	4	4
1=	176	Harry Wells	Gloucester AC	1	1	2	2	6	4
3	460	Jordon Nixon	Newcastle (Staffs) AC	2	3	5	4	14	9
4	450	Jacob Droogmans	Newcastle (Staffs) AC	3	4	4	5	16	11
5	358	Harry Fellows	Solihull & Small Heath A.C.	4	5	6	6	21	15
6	371	Tom Symmons	Solihull & Small Heath A.C.	8	7	7		22	22
7	356	Max Cox	Solihull & Small Heath A.C.	10	8	9	7	34	24
8	361	Keelan Hopewell	Solihull & Small Heath A.C.			3	3	6	6
9	183	Phillip Groome	Kidderminster & Stourport	5				5	5
10=	179	Phillip Bullock	Kidderminster & Stourport	6				6	6
10=	650	Guy Anderson	Solihull & Small Heath A.C.		6			6	6
12	181	Brian Currier	Kidderminster & Stourport	7				7	7
13	360	Sam Hodgkinson	Solihull & Small Heath A.C.			8		8	8
14	177	Russ Barnes	Kidderminster & Stourport	9				9	9
15	178	Terence Bedington	Kidderminster & Stourport	11				11	11